



# Data Procedures Manual 2023

## Section 4: Student registration and demographics

- [Student registration requirements](#)
- [Request WASNs – Kindergarten](#)
- [Search for WASNs – other than Kindergarten](#)
- [Student maintenance](#)
- [Recording student registrations](#)
- [Setting up an Excel database for student registration and demographics](#)
- [Saving data for upload into SIRS](#)
- [Uploading data into SIRS](#)
- [Troubleshooting](#)
- [Further help](#)

Disclaimer: screenshots are for illustration purposes only. Any representations that show a date prior to 2023 should be treated as examples only. Representations that display new information have been updated.

## 4.1 Student registration requirements

It is a legislated requirement that all students from Pre-primary to Year 12 are registered with the Authority until the end of the year in which they turn 17 years and six months of age, regardless of their study program.

This also applies to students undertaking Flying Start programs, students at intensive English centres, or students at education support centres. Overseas students must also be registered if they are undertaking WACE courses.

### 4.1.1 Important dates

Refer to the home page of SIRS or the Authority website on the [Activities Schedule page \(https://www.scsa.wa.edu.au/publications/activities-schedule\)](https://www.scsa.wa.edu.au/publications/activities-schedule) for dates the following information is required by the Authority:

- registration of Year 10, Year 11 and Year 12 students
- registration of Year 7, Year 8 and Year 9 students.

### 4.1.2 Request to change student academic year

On occasion, students need to change their academic year and subsequently their enrolments in course units, VET units of competency and/or endorsed programs.

There are several processes that schools may need to follow depending on the circumstances, i.e. where a student is in Year 10, 11 or 12 and wishes to move up or down a year. To request a change to a student's academic year for Years 11 and 12, download the *Request to change academic year* form available on the Authority website on the [Application and Order Forms page \(www.scsa.wa.edu.au/forms\)](http://www.scsa.wa.edu.au/forms).

To request a change to a student's academic year for Pre-primary to Year 10, download the *Request to change academic year Pre-Primary to Year 10* form available on the Authority website on the [Applications and Order Forms page \(www.scsa.wa.edu.au/forms\)](http://www.scsa.wa.edu.au/forms).

Note: the form is available for limited periods, according to the Authority's deadlines.

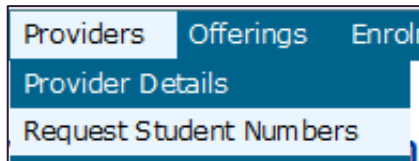
Student achievement is required to be reported for all learning areas for students from Pre-primary to Year 10, in line with the *Pre-primary to Year 10: Teaching, Assessing and Reporting Policy*.

Upon registration, schools should check SIRS for the student's previous school details and ensure they are enrolled to continue in the same academic year as they were in at their previous school. This ensures students continue with their current year-level studies within the *Western Australian Curriculum and Assessment Outline*.

## 4.2 Request Kindergarten WASNs

This process is to request Kindergarten WASNs only. As all students from Pre-primary to Year 12 are now registered in SIRS, it is implausible to allocate blocks of numbers for other academic years without first checking to see if the record already exists in SIRS. To request numbers for students who are in other academic years, refer to **Search for WASNs – other than Kindergarten**.

1. In the blue horizontal navigation bar, hover over the **Providers** tab.
2. Click on **Request Student Numbers** (see screenshot below).



3. The **Student Number Request Search** fields will appear (see screenshot below). Click on the **Add Request** button.

**Providers: Student Number Request Search**

Search | Search Results

**Student Number Request Search Criteria**

Provider:  # ... X

Year Request Made: **2016**  Year Request Made is the calendar year

Academic Year:

Requested By:  ... X

Requested On: From:  To:

Status:

Use this page to search for requested numbers.  
To request NEW student numbers, please click on the 'Add Request' button below.



4. The **Student Number Request Details** fields will appear (see screenshot below). Enter the number of Kindergarten WASNs required.

**Providers: Student Number Request Details**

Student Number Request Details | Student Number Allocated

**Request Details**

Provider:  # ... X \*

Year:

Academic Year:

Email:

Number Requested:

5. Check the **Email** address is correct to ensure messages are sent to the right person (this information is populated from **Security > My Details**).
6. Click on the **Save** button. SIRS confirms the request by displaying the **Record successfully created** message as well as information in the **Requested By**, **Requested On** and **Status** fields (see screenshot below).

## Section 4: Student registration and demographics

Providers: Student Number Request Details	
Student Number Request Details <span>Student Number Allocated</span>	
<b>Request Details</b>	
Provider:	9000: Department of Education
Numbers Sourced From:	2025
Academic Year:	Kindergarten
Email:	Lynn.Galbraith@scsa.wa.edu.au
Number Requested:	20
Requested By:	Galbraith, Lynn
Requested On:	16/05/2016
Status:	Requested

7. Check the details. If you need to make changes, click on the **Save** button again.
8. When the details are correct, click on the **Close** button to dispatch the request for processing. Alternatively, you can click on **Cancel Request**.

Note: the information descriptor **Numbers Sourced From** will be the calendar year the student would be entering Year 8 (i.e. Year 3 numbers requested in 2023 will show that the numbers are sourced from 2025).


The Authority approves WASN requests periodically. Wait for confirmation of the numbers sent as an attachment to your email address or through the **SIRS Private Message** section (available from the home page of SIRS). See an example of a message received through **Private Message** in the screenshot below.

Message Detail	
From:	System, User [root] <span>Received: 16/05/2016 10:45:00 AM</span>
Subject:	Student Number Request for 9000: Department of Education (2016/Kindergarten) has been processed
Message:	The student number request for 9000: Department of Education has been processed: Requested By: Galbraith, Lynn Requested On: 16/05/2016 Academic Year: Kindergarten Number Requested: 20 Approved By: Parker, Marie Approved On: 16/05/2016

You do not have to use all the allocated numbers. For any new students arriving later in the year, email [numbers@scsa.wa.edu.au](mailto:numbers@scsa.wa.edu.au) and provide the following details for each student: family name, given name, date of birth and academic year.

### 4.2.1 Search for requested WASNs in SIRS



1. In the blue horizontal navigation bar, hover over the **Providers** tab and click on **Request Student Numbers**.
2. The **Student Number Request Search** fields will appear. Click on the **Search** tab or the **Search Results** tab to display a list of requests (see screenshot below).

3. If **Processed** appears under the heading **Status**, the numbers have already been allocated. Click on the **document** icon  to select a **Processed** request from the list under the **Status** heading.

Providers: Student Number Request Search

Search Search Results

Student Number Request Search Results

	Provider	Numbers Sourced From	Academic Year	Requested By	Requested On	No. of Student Numbers Requested	Status
	Department of Education	2025	Kindergarten	Galbraith, Lynn	16/05/2016	20	Processed
	Department of Education	2017	Year 7	Galbraith, Lynn	9/05/2016	24	Processed

4. Click on the **Student Number Allocated** tab to view the WASNs allocated (see screenshot below).

Providers: Student Number Request Details

Student Number Request Details Student Number Allocated

Request Details

Provider: 9000: Department of Education

Numbers Sourced From: 2025

Academic Year: Kindergarten

Email: Lynn.Galbraith@scsa.wa.edu.au

Number Requested: 20

The WASN details will appear (see screenshot below).

Providers: Student Number Request Details

Student Number Request Details Student Number Allocated

Request Details

Provider: Department of Education

Requested By: Galbraith, Lynn

Approved By: Parker, Marie

Number Requested: 20

Allocated Student Numbers

35042839
35129659
35191644
35218377
35226831
35245051
35277743
35285922
35354424

Note: you can also click **EXPORT** to have the WASNs saved as a text file. This is useful if you have deleted the confirmation email message, which had the WASNs as an attachment.

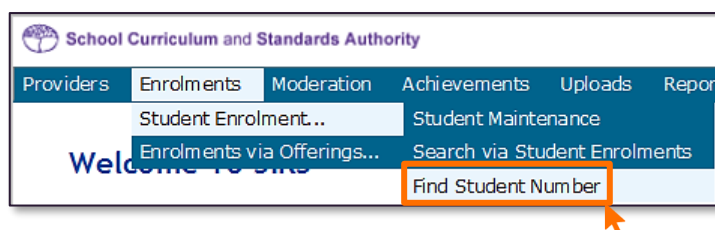
## 4.3 Search for WASNs in SIRS – other than Kindergarten

If a student arrives at your school from another school in Western Australia, or from overseas/interstate, you have the ability to search in SIRS for that student's WASN. All you need is the student's family name, given name and date of birth.

## Section 4: Student registration and demographics

All student registrations are recorded in SIRS by the end of March in the current year. You will be able to search for students using the current year. This will give you the student's previous school and you will know where to send the transfer note.

1. In the blue horizontal navigation bar, hover over the **Enrolments** tab.
2. Click on **Student Enrolment** and then **Find Student Number** (see screenshot below).



3. The **Find Student Number** fields will appear (see screenshot below). Enter the student's **Family Name**, **Given Name** and **Date of Birth**.

**Enrolments: Student Enrolment: Find Student Number**

Search

**Find Student Number Criteria**

Year range: From:  To:

Family Name:

Given Name:

Date of Birth:

StudentNo:

4. Click on the **Search** button. If the information you have entered exactly matches the information in SIRS, you will find a result even if the student is not at your school (see screenshot below).

**Enrolments: Student Enrolment: Find Student Number**

Search

**Student Search Results**

Student No.	Family Name	Given Name	Middle Name	Date of Birth	Gender	Year	Academic Year	Provider
28032384	Ryan	James		1/07/2008 12:00:00 AM	M	2022	Y12	Government School
28032384	Ryan	James		1/07/2008 12:00:00 AM	M	2021	Y11	Non-Government School
28032384	Ryan	James		1/07/2008 12:00:00 AM	M	2020	Y10	Notice of Arrangement

3 Records Found

The query return more than 1 results. If you can not uniquely identify the student, please contact SIRS helpdesk

If the details you have requested are different from the information in SIRS (e.g. date of birth is different, Jackie is spelt as Jacky etc.), no information will be found. In this case, email [numbers@scsa.wa.edu.au](mailto:numbers@scsa.wa.edu.au) and provide the student's:

- Given name
- Family name
- Date of birth
- Academic year
- Previous school (if known).

### 4.3.1 Troubleshooting: Search for WASNs – other than Kindergarten

#### What happens if the requested information does not show up in the search?

Email [numbers@scsa.wa.edu.au](mailto:numbers@scsa.wa.edu.au) and provide the student's name, academic year and date of birth.

#### What happens if I enter calendar year 2020 as the Year Range?

Only students registered in the SIRS database for 2020 may return in the search. For the purposes of finding existing student numbers, it is recommended to leave the Year Range as blank.

#### What does it mean when Notice of Arrangement is shown as the student's provider?

It means the student is likely to be under a **Notice of Arrangement** or may have been on the **Whereabouts Unknown List**. This is more likely with Years K–10.

## 4.4 Student maintenance

Student details are uploaded into SIRS via the student registration and demographic file (SRGDG). Once the information is uploaded, it can be viewed in various sections of the **Student Maintenance** section in SIRS. These details can only be changed by uploading the relevant file. The following fields cannot be altered by uploading the SRGDG file:

- **Given Name**
- **Family Name**
- **Date of Birth**
- **Academic Year**.

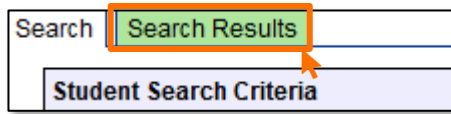
To view student details:

1. In the blue horizontal navigation bar, hover over the **Enrolments** tab.
2. Click on **Student Enrolment** and then **Student Maintenance**. The **Student Search** fields will appear.
3. To view a **Student Record** (see screenshot below), you can either:
  - enter their name (**Given Name** and **Family Name**), or
  - enter their **Student Number** (WASN).

The image contains two screenshots of the 'Student Search' form in the SIRS system. Both screenshots show the 'Student Search Criteria' section with various input fields. In the left screenshot, the 'Given Name' field (containing 'Susan') and the 'Family Name' field (containing 'Smith') are highlighted with an orange rectangular box. In the right screenshot, the 'Student No.' field (containing '22345678') is highlighted with an orange rectangular box. Both screenshots also show other fields like 'Main Provider Name', 'Middle Name', 'Initials', 'Date of Birth', 'Year', 'Academic Year', 'Fee Status', and 'Residency Status'.

## Section 4: Student registration and demographics

4. Click on the **Search** button or the **Search Results** tab (see screenshot below) or press **Enter** on your keyboard.



A number of tabs sit under the **Student Maintenance** section of SIRS:

- **Student Summary**
- **Student Contact**
- **Previous Names**
- **Program Of Study**
- **Record Of Achievement**
- **Check WACE Eligibility.**

Note: the **Learning Program** tab shown in the following screenshots is no longer available in SIRS.



### 4.4.1 Student summary

This section holds a large amount of the student's personal information, including equivalence information for Year 11 studies overseas/interstate and any visa/residency information (see screenshot below).

**Enrolments: Students: Student Maintenance**

Student Summary | Student Contact | Previous Names | Program Of Study | Learning Program | Record Of Achievement | WACE Achievement

**Student Summary**

Main Provider: 8888 School Curriculum and Standards Authority

Title: Miss

Student Name: Given Name: Claire Middle Name: Elizabeth  
Third Initial: Family Name: Haman

Certificate Name: Claire Elizabeth Haman

Student Number: 24406113

VET USI: TYXFHVEZS7

Date of Birth: 27/10/2001

Sex: Female

Year: 2019

Academic Year: Year 12

Class ID: Year 12

Student Status: Current

Brightpath Student: Yes No

Last Student Status Change Date: 23/02/2019

ABLEWA Student: Yes No

Highest School Level Completed:

Year Highest School Level Was Completed:

Proficiency In Spoken English: Well

Language Spoken At Home: 2303 X

Country Of Origin: 1101 X

Australian Residency Status: Resident

Student Fee Status: Non-Paying

Indigenous Status: Neither

Labour Force:

Student Declaration Completed: Yes No

Release Individual Awards: Yes No

Release Career Info: Yes No

Release of Exam Responses: Yes No

Release School Work: Yes No

Date Student Declaration Completed: 3/09/2020

Meets ELC Standard (Prior to 2016): Yes No

Demonstrates Numeracy Standard: Yes No

Demonstrates Reading Standard: Yes No

Demonstrates Writing Standard: Yes No

Community Service Complete: Yes No

Community Service Hours:

Prior Learning Block Credit: Full Year Half Year No

Prior Learning Block Credit Type:

Prior Learning Block Credit Year:

Exemption From School: Yes No

Visa Subclass:

Visa Arrival Date:

**Notice of Arrangement**

No Notice of Arrangement currently associated with this Student

Add Notice Of Arrangement

**Student Prior Educational Achievement Details**

No Prior Educational Achievements currently associated with this Student

Add Prior Educational Achievement

**Student Disability Details**

No Disabilities currently associated with this Student

Add Student Disability

**Student Special Needs Details**

No Special Needs currently associated with this Student

Add Special Need

**Annotations:**

- This information is received via the student portal and has been completed by students online
- This information is received via the online Year 11 equivalent studies application in the Student Records Management System (SRMS)
- If a student is on a Pending Notice of Arrangements (NoA), you will see this here. Once the NoA is approved, you will no longer see this student as they will be moved to Provider code 9000

## Section 4: Student registration and demographics

### 4.4.2 Student contact details

This section contains information about the student's telephone number and address – both home and postal addresses (see screenshot below).

**Enrolments: Students: Student Maintenance**

**Student Summary** | **Student Contact** | **Previous Names** | **Program Of Study** | **Learning Program** | **Record Of Achievement** | **Check WACE Eligibility**

Date of Birth: 27/10/2000  
Sex: Female  
Main Provider: 1234: Authority Senior High School  
Award Score:   
Student Status: Current  
English Literacy: N  
WACE Achieved: N

**Contact Details**

Street Address: 63 Elstree Hill North  
Suburb: NOLLAMARA  
State/Postcode: WA 6061  
Country: Australia  
☐ Postal Address Same as Street Address  
Postal Address: 63 Elstree Hill North  
Suburb: NOLLAMARA  
State/Postcode: WA 6061  
Country: Australia  
Phone:   
Facsimile:   
Mobile: 0412223334  
Email: charman@gmail.com

Parent 1 School Education: Year 10 or equivalent  
Parent 1 Non-school Education: Not stated/unknown  
Parent 1 Occupation: Other business manager  
Parent 1 Language: 1201  
Parent 2 School Education: Not stated/unknown  
Parent 2 Non-school Education: Certificate I to IV (including trade)  
Parent 2 Occupation: Not in paid work  
Parent 2 Language: 1201

### 4.4.3 Previous names

This section contains information about a student's previous names, if this information has been provided to the Authority.

### 4.4.4 Program of study

This section shows all the course units, VET units of competency and endorsed programs that a student has been enrolled in (via ENCOS, ENVET and ENEND upload). (See screenshot below.)

**Enrolments: Students: Student Maintenance**

**Student Summary** | **Student Contact** | **Previous Names** | **Program Of Study** | **Learning Program** | **Record Of Achievement** | **Check WACE Eligibility**

**Student Details**

Student Name: Adams, Ronald  
Student No.: 22815716  
Date of Birth: 10/07/1998  
Sex: Male  
Main Provider: 1234: Authority Senior High School  
Year: 2016  
Academic Year: Year 12  
Student Status: Current

**Course Enrolments: Year 12, 2016**

Enrolled	Course Name	VET	Provider Name	Enrol to Exam	Written Exam Stage
<input checked="" type="checkbox"/>	DRA: Drama		1234: Authority Senior High School	<input checked="" type="checkbox"/>	
<input checked="" type="checkbox"/>	HBV: Human Biology		1234: Authority Senior High School	<input checked="" type="checkbox"/>	
<input checked="" type="checkbox"/>	LIT: Literature		1234: Authority Senior High School	<input checked="" type="checkbox"/>	
<input checked="" type="checkbox"/>	MUS: Music		1234: Authority Senior High School	<input checked="" type="checkbox"/>	
<input checked="" type="checkbox"/>	PCS: Physical Education Studies		1234: Authority Senior High School	<input checked="" type="checkbox"/>	

Add Course Enrolment

**Course Unit Enrolments: DRA: Drama enrolled with 1234: Authority Senior High School**

Enrolled	Course Unit	Semester	Teacher/Contact	Class	Status
<input checked="" type="checkbox"/>	ATDRA	Full Year	Padley, Angela	1	Current

Add Course Unit Enrolment

### 4.4.5 Record of achievement

This section will only show examination results once student results have been made available (see screenshot below).

Enrolments: Students: Student Maintenance

Student Summary | Student Contact | Previous Names | Program of Study | Learning Program | Record Of Achievement | Check WACE Eligibility

Achievement Summary [Go to Student Summary](#)

**Student Details**

Student Name :

Student No. :  Year :

Date of Birth :  Academic Year :

Sex :  Student Status :

Main Provider :  English Literacy :

Award Score :  WACE Achieved :

**Course Component Achievements (from year 2011)**

Provider	Course	Stage	Year	Status	Ext. Assessment Enrolled	Exam Type	School Assessment	Mod. SchIA	Std. Mod. SchIA	Raw Exam Score	Adj. Exam Score	Std. Exam Score	Component Comb. Score	AP	NA	SI
4163	BIO	3	2015	Current	✓	W	50	42.78	40.96	37.25		39.42	40.29			
4163	ENG	3	2015	Current	✓	W	54	42.41	36.17	36.00		38.43	37.40			
4163	GEO	3	2015	Current	✓	W	56	52.93	52.45	47.50		43.50	47.98			
4163	MAT	3	2015	Current	✓	W	TBA									
4163	MUS	3	2015	Current	✓	W	51	35.92	32.54	13.77		45.56	39.05			

### 4.4.6 Check WACE eligibility

This section shows which WACE eligibility criteria need to be met (see screenshot below).

**Check WACE Eligibility**

Students will be eligible to receive a WACE if their program of study enrolments satisfies the criteria shown below.

Students will receive a WACE if they meet the eligibility criteria AND reach a satisfactory level of achievement in the enrolled courses and units.

The following is an assessment of the student's eligibility for WACE. It is based on your current program of study information that has been submitted to the School Curriculum and Standard Authority to date by your education provider. Unless all of the Year 12 information has been submitted, it is possible the eligibility criteria may not be met.

Eligibility Criteria No.	Criteria Description	Eligibility Criteria Met
1A	Literacy standard - demonstrate a minimum standard of literacy.	Yes
1B	Numeracy standard - demonstrate a minimum standard of numeracy.	Yes
2A	Breadth and depth - complete at least 20 units, of which must include at least 10 Year 12 units.	No
2B	Breadth and depth - complete four units from an English course, post-Year 10, including at least one pair of Year 12 units from an English course.	No
2C	Breadth and depth - complete at least one pair of units from each of List A and List B in Year 12.	No
3A	Achievement standard - achieve at least 14 C grades or higher in Year 11 and Year 12 units, with at least six C grades in Year 12 units.	No
3B	Achievement standard - complete at least four Year 12 ATAR courses or a Certificate II (or higher) VET qualification.	Yes

## 4.5 Recording student registrations

Data can be entered into school database systems, including, but not restricted to, Civica MAZE, Administration of Schools (AoS), Reporting to Parents (for most public schools), SEQTA and Synergetic. To find out how to record data in these systems, contact the software supplier or refer to [Database programs](#) for links to user manuals.

If your school records data using Excel, the data must be formatted correctly. Failure to format data correctly will ultimately prevent the data from being uploaded into SIRS. Refer to the following instructions on how to set up a database to record student registration and demographic information.

## 4.6 Setting up an Excel database for student registration and demographics

Schools that use Excel as their database to enter student registration and demographic information are required to lay out data in a specific format to ensure it can be uploaded into SIRS.

	A	B	C	D	E	F	G	H	I	J	K	L	M
1	Record Type	Provider Code	Calendar Year	WA Student Number	Student Title	Student Family Name	Student Given Name	Student Middle Name	Student Third Initial	Certificate Name	Date of birth	Gender	Status
2	SRGDG	1234	2018	32123456	Ms	Jones	Jane	Helen	S	Jane Helen Jones	7/04/2011	F	1
3	SRGDG	1234	2018	28654321	Mr	Chong	Yin	Chan	W	Yin Chan Chong	2/06/2009	M	1

The screenshot above shows a section of the required format for the student registration and demographic database in Excel. For example, the **Record Type** is required in Column A, the **Provider Code** is required in Column B etc. One row of information must be provided for each student.

The layout requirements for all columns in a student registration and demographic Excel database are specified in the table below. Refer to the notes below this table (under the heading **SRGDG column details**), which provide specific information requirements for each column. Screenshots of all required columns are included following the table.

Note: once the table has been formatted and data entered, the Excel document must be saved as a **.CSV** or a **.SCSV** file before it can be uploaded into SIRS.

**Table 11: Section 4 – Excel format for student registration and demographic files**

Column number	Column reference	Field name	Comment
1	A	Record type	SRGDG Maximum field length = 5
2	B	Provider code (a provider is a school or organisation authorised to offer the WACE)	Mandatory Maximum field length = 10 Unique code for a course provider
3	C	Calendar year	Mandatory Maximum field length = 4 Must be current year in yyyy format
4	D	Western Australian student number (WASN)	Mandatory Maximum field length = 15 Must be a valid WASN issued by the Authority
5	E	Student title	Optional Maximum field length = 20 e.g. Mr, Mrs, Miss, Ms
6	F	Student family name	Mandatory Maximum field length = 40 Legal family name of student

## Section 4: Student registration and demographics

Column number	Column reference	Field name	Comment
7	G	Student given name	Mandatory (Optional if student only has a family name) Maximum field length = 40 Legal given name of student
8	H	Student middle name	Optional Maximum field length = 40
9	I	Student third initial	Optional Maximum field length = 1
10	J	Certificate name	Optional Maximum field length = 81 As printed on the certificate Recommend using title case, not block capitals
11	K	Date of birth	Mandatory Maximum field length = 10 Must be valid past date In dd/mm/yyyy format
12	L	Gender	Mandatory Maximum field length = 1 M for male or F for female or X for other
13	M	Status	Mandatory Maximum field length = 1 1 – Currently at provider 2 – Deceased student 3 – Left secondary education 4 – Left from this provider 5 – Left Western Australia
14	N	Home address line 1	Mandatory Maximum field length = 50
15	O	Home address line 2	Optional Maximum field length = 50
16	P	Home suburb	Mandatory Maximum field length = 50
17	Q	Home state	Mandatory for Australia, but optional if home country (field #19) is not Australia Maximum field length = 30
18	R	Home postcode	Mandatory for Australia, but optional if home country (field #19) is not Australia Maximum field length = 10
19	S	Home country	Optional Maximum field length = 30
20	T	Postal address line 1	Mandatory Can be same as home address (field #14) Maximum field length = 50
21	U	Postal address line 2	Optional Can be same as home address (field #15) Maximum field length = 50

## Section 4: Student registration and demographics

Column number	Column reference	Field name	Comment
22	V	Postal suburb	Mandatory Can be same as home address (field #16) Maximum field length = 50
23	W	Postal state	Mandatory for Australia, but optional if postal country (field #25) is not Australia Can be same as home address (field #17) Maximum field length = 30
24	X	Postal postcode	Mandatory for Australia, but optional if postal country (field #25) is not Australia Can be same as home address (field #18) Maximum field length = 10
25	Y	Postal country	Optional Maximum field length = 30
26	Z	Academic year	Mandatory Maximum field length = 2 Must be either K, PP, 01–12
27	AA	Australian residency status	Mandatory Permanent resident, citizen or country of birth = Australia or New Zealand Maximum field length = 1 Y or N
28	AB	Student fee status	Mandatory Maximum field length = 1 Y – required to pay full fees N – not required to pay full fees
29	AC	Home phone number	Optional Maximum field length = 20
30	AD	Alternate/mobile number	Optional Maximum field length = 20
31	AE	Email address	Optional Maximum field length = 80
32	AF	Fax number	Optional Maximum field length = 20
33	AG	Student's previous family name	Optional Maximum field length = 40
34	AH	Student's previous given name	Optional Maximum field length = 40
35	AI	Exemption from school	Mandatory Is the student currently exempt from school under section 11 of the <i>School Education Act 1999</i> ? Maximum field length = 1 Y or N

## Section 4: Student registration and demographics

Column number	Column reference	Field name	Comment
36	AJ	Country of birth identifier	Optional, but mandatory if visa subclass supplied (field #55) Maximum field length = 4 Refer to the <a href="https://www.voced.edu.au/content/ngv%3A20199">Australian Standard Classification of Countries</a> ( <a href="https://www.voced.edu.au/content/ngv%3A20199">https://www.voced.edu.au/content/ngv%3A20199</a> )
37	AK	Language spoken at home identifier	Optional Maximum field length = 4 Refer to the <a href="https://www.voced.edu.au/content/ngv%3A20199">Australian Standard Classification of Languages</a> ( <a href="https://www.voced.edu.au/content/ngv%3A20199">https://www.voced.edu.au/content/ngv%3A20199</a> ) (1201 = English)
38	AL	Proficiency in spoken English	Optional 1 = very well 2 = well 3 = not well 4 = not at all Maximum field length = 1
39	AM	Labour force identifier	Optional Maximum field length = 2 01 = full-time employee 02 = part-time employee 03 = self employed 04 = employer 05 = employed – unpaid work in a family business 06 = unemployed – seeking full-time job 07 = unemployed – seeking part-time job 08 = not employed – not seeking employment
40	AN	Highest school level completed	Optional Maximum field length = 2 02 = did not attend school 08 = Year 8 or below 09 = Year 9 or equivalent 10 = completed Year 10 11 = completed Year 11 12 = completed Year 12
41	AO	Year highest school level completed	Optional Maximum field length = 4 In yyyy format
42	AP	Prior education achievement 1	Optional Maximum field length = 3 008 = Bachelor Degree or higher 410 = Advanced Diploma or Associate Degree level 420 = Diploma level 511 = Certificate 4 514 = Certificate 3 521 = Certificate 2 524 = Certificate 1 990 = misc. education

## Section 4: Student registration and demographics

Column number	Column reference	Field name	Comment
43	AQ	Prior education achievement 2	Optional Maximum field length = 3 008 = Bachelor Degree or higher 410 = Advanced Diploma or Associate Degree level 420 = Diploma level 511 = Certificate 4 514 = Certificate 3 521 = Certificate 2 524 = Certificate 1 990 = misc. education
44	AR	Prior education achievement 3	Optional Maximum field length = 3 008 = Bachelor Degree or higher 410 = Advanced Diploma or Associate Degree level 420 = Diploma level 511 = Certificate 4 514 = Certificate 3 521 = Certificate 2 524 = Certificate 1 990 = misc. education
45	AS	Disability code 1	Optional Maximum field length = 2 11 = hearing/deaf 12 = physical 13 = intellectual 14 = learning 15 = mental illness 16 = acquired brain impairment 17 = vision 18 = medical condition 19 = other 99 = unspecified
46	AT	Disability code 2	Optional Maximum field length = 2 11 = hearing/deaf 12 = physical 13 = intellectual 14 = learning 15 = mental illness 16 = acquired brain impairment 17 = vision 18 = medical condition 19 = other 99 = unspecified



## Section 4: Student registration and demographics

Column number	Column reference	Field name	Comment
47	AU	Disability code 3	Optional Maximum field length = 2 11 = hearing/deaf 12 = physical 13 = intellectual 14 = learning 15 = mental illness 16 = acquired brain impairment 17 = vision 18 = medical condition 19 = other 99 = unspecified
48	AV	Disability code 4	Optional Maximum field length = 2 11 = hearing/deaf 12 = physical 13 = intellectual 14 = learning 15 = mental illness 16 = acquired brain impairment 17 = vision 18 = medical condition 19 = other 99 = unspecified
49	AW	Disability code 5	Optional Maximum field length = 2 11 = hearing/deaf 12 = physical 13 = intellectual 14 = learning 15 = mental illness 16 = acquired brain impairment 17 = vision 18 = medical condition 19 = other 99 = unspecified
50	AX	Disability code 6	Optional Maximum field length = 2 11 = hearing/deaf 12 = physical 13 = intellectual 14 = learning 15 = mental illness 16 = acquired brain impairment 17 = vision 18 = medical condition 19 = other 99 = unspecified

## Section 4: Student registration and demographics

Column number	Column reference	Field name	Comment
51	AY	Disability code 7	Optional Maximum field length = 2 11 = hearing/deaf 12 = physical 13 = intellectual 14 = learning 15 = mental illness 16 = acquired brain impairment 17 = vision 18 = medical condition 19 = other 99 = unspecified
52	AZ	Australian Aboriginal or Torres Strait Islander	Mandatory Maximum field length = 1 1 = Aboriginal 2 = Torres Strait Islander 3 = Aboriginal and Torres Strait Islander 4 = Neither 9 = Not stated
53	BA	Date of status	Mandatory (related to field #13) Maximum field length = 10 In dd/mm/yyyy format
54	BB	Hours of community service	Optional Numeric (integer) or blank Maximum field length = 3
55	BC	Visa subclass	Optional Maximum field length = 10
56	BD	Arrival date	Optional Mandatory, if visa subclass supplied (field #55) Maximum field length = 8 Must be valid past date In dd/mm/yyyy format
57	BE	VET USI	Optional Maximum field length = 10 Alphanumeric VET Unique Student Identifier is required for unit of competency result to contribute towards the WACE requirements
58	BF	Parent 1 school education	Mandatory Years K–9 Optional Years 10–12 Maximum field length = 1 0 = Not stated/unknown 1 = Year 9 or equivalent or below 2 = Year 10 or equivalent 3 = Year 11 or equivalent 4 = Year 12 or equivalent

## Section 4: Student registration and demographics

Column number	Column reference	Field name	Comment
59	BG	Parent 1 non-school education	Mandatory Years K–9 Optional Years 10–12 Maximum field length = 1 0 = Not stated/unknown 5 = Certificate I to IV (including trades) 6 = Diploma/Advanced Diploma 7 = Bachelor Degree or higher 8 = No non-school education
60	BH	Parent 1 occupation	Mandatory Years K–9 Optional Years 10–12 Maximum field length = 1 1 = Senior management 2 = Other business manager 3 = Tradesperson, clerk, sales and service staff 4 = Machine operator 8 = Not in paid work 9 = Not stated/unknown
61	BI	Parent 1 main language other than English spoken at home	Mandatory Years K–9 Optional Years 10–12 Maximum field length = 4 Refer to the <a href="https://www.voced.edu.au/content/ngv%3A20199">Australian Standard Classification of Languages</a> (1201 = English)
62	BJ	Parent 2 school education	Mandatory Years K–9 Optional Years 10–12 Maximum field length = 1 0 = Not stated/unknown 1 = Year 9 or equivalent or below 2 = Year 10 or equivalent 3 = Year 11 or equivalent 4 = Year 12 or equivalent
63	BK	Parent 2 non-school education	Mandatory Years K–9 Optional Years 10–12 Maximum field length = 1 0 = Not stated/unknown 5 = Certificate I to IV (including trades) 6 = Diploma/Advanced Diploma 7 = Bachelor Degree or higher 8 = No non-school education
64	BL	Parent 2 occupation	Mandatory Years K–9 Optional Years 10–12 Maximum field length = 1 1 = Senior management 2 = Other business manager 3 = Tradesperson, clerk, sales and service staff 4 = Machine operator 8 = Not in paid work 9 = Not stated/unknown

## Section 4: Student registration and demographics

Column number	Column reference	Field name	Comment
65	BM	Parent 2 main language other than English spoken at home	Mandatory Years K–9 Optional Years 10–12 Maximum field length = 4 Refer to the <a href="https://www.voced.edu.au/content/ngv%3A20199">Australian Standard Classification of Languages</a> (1201 = English, 0000 = Not stated/None)
66	BN	Class identification	Mandatory Years K–6 Optional Years 7–12 Maximum field length = 20 Free text up to 20 characters
67	BO	Brightpath project student	Mandatory Maximum field length = 1 Y or N
68	BP	ABLEWA project student	Mandatory Maximum field length = 1 Y or N

### Excel database for student registration and demographics (SRGDG)

See below for a complete breakdown of the fields within the SRGDG database.

	A	B	C	D	E	F	G	H	I	J	K	L	M
1	Record Type	Provider Code	Calendar Year	WA Student Number	Student Title	Student Family Name	Student Given Name	Student Middle Name	Student Third Initial	Certificate Name	Date of birth	Gender	Status
2	SRGDG	1234	2018	32123456	Ms	Jones	Jane	Helen	S	Jane Helen Jones	7/04/2011	F	1
3	SRGDG	1234	2018	28654321	Mr	Chong	Yin	Chan	W	Yin Chan Chong	2/06/2009	M	1

N	O	P	Q	R	S	T	U	V	W	X	Y	Z	AA	AB
Home address Line 1	Home address line 2	Home Suburb	Home State	Home Postcode	Home Country	Postal address line 1	Postal address line 2	Postal Suburb	Postal State	Postal Postcode	Postal Country	Academic Year	Austrian Residency Status	Student Fee Status
1 Unknown St		PERTH	WA	6000	Australia	PO Box 100		PERTH	WA	6000	Australia	12	Y	N
24 The Avenue		PERTH	WA	6000	Australia	24 The Avenue		PERTH	WA	6000	Australia	11	N	Y

AC	AD	AE	AF	AG	AH	AI	AJ	AK	AL	AM	AN	AO
Home phone number	Alternate/mobile number	Email address	Fax number	Previous student family name	Previous student given name	Exemption from school	Country of birth identifier	Language spoken at home	Proficiency in spoken english	Labour force identifier	Highest school level completed	Year highest school level completed
9555 5555	0415555555	<a href="mailto:Jane@hotmail.com">Jane@hotmail.com</a>		Smith		N	2102	1201	1			
9555 3456	0425555555	<a href="mailto:Chong@bigpond.net.au">Chong@bigpond.net.au</a>				N	6101	7104	4			

## Section 4: Student registration and demographics

AP	AQ	AR	AS	AT	AU	AV	AW	AX	AY	AZ	BA	BB	BC	BD
Prior education achievement 1	Prior education achievement 2	Prior education achievement 3	Disability code 1	Disability code 2	Disability code 3	Disability code 4	Disability code 5	Disability code 6	Disability code 7	Australian Aboriginal or Torres Strait Islander	Date of Status	Hours of Community Service	Visa Sub Class	Arrival Date in Australia
											4 24/03/2016			
											4 24/03/2016		572	10/09/2009

BE	BF	BG	BH	BI	BJ	BK	BL	BM	BN	BO	BP
VET USI	Parent 1 School Education	Parent 1 Non-school Education	Parent 1 Occupation	Parent 1 Main Language Other than English	Parent 2 School Education	Parent 2 Non-school Education	Parent 2 Occupation	Parent 2 Main Language Other than English	Class Identification	Brightpath project student	ABLE WA project student
4SXPX54HG8	4	7	1	1201	4	6	8	1201		N	N
3UVEW2W472	0	7	2	7104	3	0	9	7104		N	N

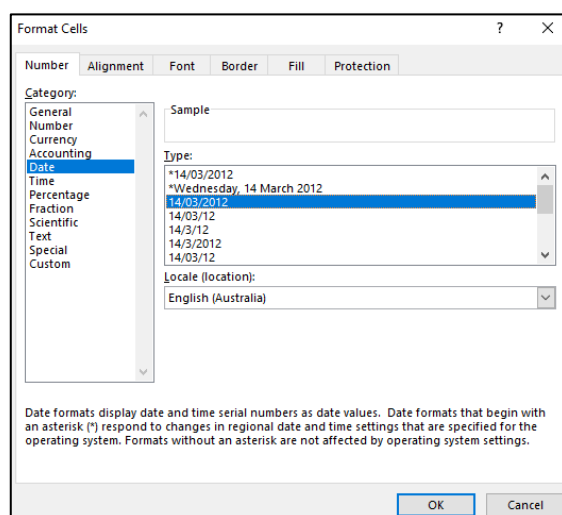
### Notes to table

#### Formatting cells for date of birth

Excel may convert a date of birth entered as dd/mm/yyyy format to mm/dd/yyyy. This will ultimately prevent validation of the file.

Before entering the date of birth:

1. Select the column for date of birth by clicking the top of the column. This will highlight the whole column.
2. Right-click the mouse.
3. Choose **Format cells**.
4. Click on the **Number** tab.
5. Under **Category** click on **Date**.
6. Under **Type**, select the third entry from the top (14/03/2001).
7. Click on the **OK** button.

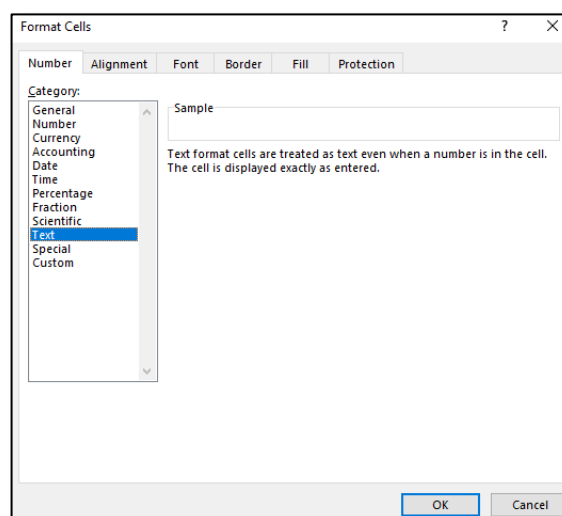


#### Leading zero in a number

To prevent Excel automatically removing a number that leads with a zero, such as a mobile number, you will need to format the cell.

To do this:

1. Select the required column by clicking at the top of the column. This will highlight the whole column.
2. Right-click the mouse.
3. Choose **Format cells**.
4. Click on the **Number** tab.
5. Under **Category** click on **Text**.
6. Click on the **OK** button.



### 4.6.1 SRGDG column details

One row of information must be provided for each student.

**Record type (Column A)**

This is always SRGDG for this type of file.

**Provider code (Column B)**

The four-digit school code.

Note: a provider is a school or organisation authorised to offer the WACE.

**Calendar year (Column C)**

The current calendar year.

**Allocation of a Western Australian student number (WASN) (Column D)**

All students in Kindergarten to Year 12 require a WASN. This includes students who are currently attending the school, and those who have been enrolled at any time during the selected school year, but have now left. It will not be possible to upload your SRGDG file until all students have been allocated a WASN in SIRS.

**Kindergarten students**

Schools are able to request WASNs for Kindergarten students directly from SIRS. Following this process, an email will be sent to the school with an attachment containing a list of numbers that can be allocated to students. This facility will be closed after Term 1 to prevent duplication of WASNs.

WASNs for Year 7s will be requested by the Authority after student names have been checked for existing numbers.

**Current roll students**

WASNs for transferring students should be requested and entered at the point of enrolment.

**Former students**

Any former students who attended for more than one day within the school term should be included in the SRGDG file and must have a WASN.

**Students who are new to the Western Australian education system**

If the student is new to the school (i.e. arriving from another Australian state or country) and has not previously been allocated a WASN, the school will need to request a WASN by contacting the Authority at [numbers@scsa.wa.edu.au](mailto:numbers@scsa.wa.edu.au).

**Students who are transferring between Western Australian schools**

If the student is new to the school (i.e. transferring from another Western Australian school), and has previously been allocated a WASN, it is the enrolling school's responsibility to follow up with the student's previous school and find out the missing WASN. This student must continue to use the WASN allocated by the previous school.

Likewise, if a student was enrolled at your school and then left to enrol in another school, your school needs to ensure that the student is provided with their WASN.

**Student title (Column E)**

This is an optional field that will accept Miss, Mr, Mrs or Ms.

### **Student name format (Columns F, G, H, I)**

The Authority recommends that student names are entered in title case rather than upper case to ensure that WACE certificates are appropriately formatted. The student name fields that must be provided to the Authority are **Student Legal Family Name** and **Student Legal Given Name**.

### **Certificate name (Column J)**

This is the name the student wishes to appear on their WACE and Western Australian Statement of Student Achievement (WASSA). If no **Certificate Name** is uploaded, the WACE and WASSA will print the **Given Name** and **Family Name** as uploaded.

### **Date of birth (Column K)**

The convention for date of birth is dd/mm/yyyy.

### **Gender (Column L)**

Student gender – M, F or X will be accepted.

### **Status (Column M)**

The student status column advises the Authority if the student is: 1 = currently at the school, 2 = deceased, 3 = left secondary education, 4 = left provider (i.e. expected to transfer into another school) and 5 = left Western Australia.

### **Address information (Columns N–Y)**

The Authority will only accept suburbs and postcodes recognised by Australia Post. The SRGDG file contains student home and postal addresses. Check that all suburbs and postcodes are correct. For students with an overseas address, SIRS will not ask for a postcode if the country is other than Australia.

### **Academic year (Column Z)**

This must be entered as a two-digit integer, e.g. Year 8 = 08.

### **Australian residency status (Column AA)**

Ensure that any student who is not recorded as a permanent resident has a visa subclass number recorded. The Authority makes use of the Australian residency status of students to determine eligibility to receive some awards.

For the Authority's purposes, a student is considered an Australian resident if they are a permanent resident and/or were born in Australia or New Zealand. There may be some instances where a student born in Australia whose parents are on a visa, also has a visa subclass and is **not** a permanent resident.

In some cases, the residency status of a student could change if permanent residency has been granted. It is important that this is reviewed periodically.

### **Student fee status (Column AB)**

This field refers to temporary residents of Australia, without local enrolment entitlement, who are considered overseas fee-paying students. This applies to students attending school in Australia under one of the temporary visa subclasses that are not specified in the Department's *Enrolment of Students from Overseas Schedule*. These include:

- visa subclasses 400, 500 (dependent on the sector and type of study), 570, 571, 572, 573, 574, 580, 590, 600, 601, 651; or

## Section 4: Student registration and demographics

- bridging visa subclasses that have been granted to one of the above visas while an application for another visa is being processed.

This field is **not** to be used for Australian fee-paying students at private schools.

### **Contact numbers and email address (Columns AC–AF)**

The phone number fields have a limit of 20 digits.

The email address field will only accept a valid email address, e.g. john.citizen@hotmail.com.

### **Student previous family name (Column AG)**

If the student has been known by a different family name, record it here.

### **Student previous given name (Column AH)**

If the student has been known by a different given name, record it here.

### **Exemption from school (Column AI)**

This field should remain as N unless the student has been granted an exemption from school under Section 11 of the *School Education Act 1999*.

### **Country of birth (Column AJ)**

This is a mandatory field if a visa subclass has been entered. Refer to the [Australian Standard Classification of Countries \(https://www.voced.edu.au/content/ngv%3A20199\)](https://www.voced.edu.au/content/ngv%3A20199) for further details.

### **Main language other than English spoken at home (Column AK)**

This is an optional field. Refer to the [Australian Standard Classification of Languages \(https://www.voced.edu.au/content/ngv%3A20199\)](https://www.voced.edu.au/content/ngv%3A20199) for further details (1201 = English).

### **Proficiency at spoken English (Column AL)**

1 = very well, 2 = well, 3 = not well, 4 = not at all.

### **Labour force identifier (Column AM)**

This is an optional field and refers to National Centre for Vocational Education Research (NCVER) information only. 01 = full-time employee, 02 = part-time employee, 03 = self-employed, 04 = employer, 05 = employed – unpaid work in a family business, 06 = unemployed – seeking full-time job, 07 = unemployed – seeking part-time job, 08 = not employed – not seeking employment.

### **Highest school level completed (Column AN)**

This is an optional field mostly relevant to NCVER information. 02 = did not attend school, 08 = Year 8 or below, 09 = Year 9 or equivalent, 10 = completed Year 10, 11 = completed Year 11, 12 = completed Year 12.

### **Year highest school level (Column AO)**

If Column AN has been completed, the calendar year the student completed that academic year can be added.

### **Prior education achievements (Columns AP–AR)**

Prior educational achievements can be recorded in these columns, if necessary. 008 = Bachelor Degree or higher, 410 = Advanced Diploma or Associate Degree level, 420 = Diploma level, 511 = Certificate IV, 514 = Certificate III, 521 = Certificate II, 524 = Certificate I, 990 = misc. education. One achievement per column and each type of achievement can only be entered once. The system will not accept three entries of Certificate I.



### **Disability (Columns AS–AY)**

Student disabilities can be recorded in these columns, if required. 11 = hearing/deaf, 12 = physical, 13 = intellectual, 14 = learning, 15 = mental illness, 16 = acquired brain impairment, 17 = vision, 18 = medical condition, 19 = other, 99 = unspecified. One disability can be entered per column.

### **Indigenous status (Column AZ)**

The Authority requires the Indigenous status for all students in Kindergarten to Year 12 to be stated in the SRGDG file.

This information will be recorded in the student details fields. A value of 1 = Aboriginal, 2 = Torres Strait Islander, 3 = Both Aboriginal and Torres Strait Islander, 4 = Not Aboriginal and Torres Strait Islander or 9 = Not Stated must be selected.

### **Date of status (Column BA)**

This refers to the date a student's status changes, i.e. they have just enrolled or transferred from another school, left your school or left the state, or are deceased.

### **Hours of community service (Column BB)**

Where a school provides the Authority with the actual number of hours completed by students over Years 10, 11 and 12, the statement **<Student Name> has completed X hours of community service** will be reported on a student's WASSA.

For students who have not completed any reported community service, there will be no statement about community service recorded on their WASSA. Further information is available on the Authority website on the [Community Service page \(https://senior-secondary.scsa.wa.edu.au/certification/wassa/community-service\)](https://senior-secondary.scsa.wa.edu.au/certification/wassa/community-service).

### **Visa subclass (Column BC)**

All students not flagged as a permanent resident should have a visa subclass number recorded.

### **Arrival date (Column BD)**

For students with a visa subclass number, the arrival date of entry into Australia is to be recorded.

### **VET USI (Column BE)**

Schools can enter a student's VET Unique Student Identifier in this field and upload it as part of the SRGDG file. Any changes to the VET USI will require schools to upload a new SRGDG file. This number can then be viewed on the **Student Summary** screen in SIRS.

### **Parent 1 school education (Column BF)**

This is a mandatory field for students in Years K–9. Optional for students in Years 10–12.

0 = Not stated/unknown, 1 = Year 9 or equivalent or below, 2 = Year 10 or equivalent, 3 = Year 11 or equivalent, 4 = Year 12 or equivalent.

### **Parent 1 non-school education (Column BG)**

This is a mandatory field for students in Years K–9. Optional for students in Years 10–12.

0 = Not stated/unknown, 5 = Certificate I to IV (including trades), 6 = Diploma/Advanced Diploma, 7 = Bachelor Degree or higher, 8 = No non-school education.

### **Parent 1 occupation (Column BH)**

This is a mandatory field for students in Years K–9. Optional for students in Years 10–12. 1 = Senior management; 2 = Other business manager; 3 = Tradesperson, clerk, sales and service staff; 4 = Machine operator; 8 = Not in paid work; 9 = Not stated/unknown.

## Section 4: Student registration and demographics

### **Parent 1 main language other than English spoken at home (Column BI)**

This is a mandatory field for students in Years K–9. Optional for students in Years 10–12.

Refer to the [Australian Standard Classification of Languages](https://www.voced.edu.au/content/ngv%3A20199) (<https://www.voced.edu.au/content/ngv%3A20199>) for further details (1201 = English).

### **Parent 2 school education (Column BJ)**

This is a mandatory field for students in Years K–9. Optional for students in Years 10–12.

0 = Not stated/unknown, 1 = Year 9 or equivalent or below, 2 = Year 10 or equivalent, 3 = Year 11 or equivalent, 4 = Year 12 or equivalent.

### **Parent 2 non-school education (Column BK)**

This is a mandatory field for students in Years K–9. Optional for students in Years 10–12.

0 = Not stated/unknown, 5 = Certificate I to IV (including trades), 6 = Diploma/Advanced Diploma, 7 = Bachelor Degree or higher, 8 = No non-school education.

### **Parent 2 occupation (Column BL)**

This is a mandatory field for students in Years K–9. Optional for students in Years 10–12. 1 = Senior management; 2 = Other business manager; 3 = Tradesperson, clerk, sales and service staff; 4 = Machine operator; 8 = Not in paid work; 9 = Not stated/unknown.

### **Parent 2 main language other than English spoken at home (Column BM)**

This is a mandatory field for students in Years K–9. Optional for students in Years 10–12.

Refer to the [Australian Standard Classification of Languages](https://www.voced.edu.au/content/ngv%3A20199) (<https://www.voced.edu.au/content/ngv%3A20199>) for further details (1201 = English).

### **Class identification (Column BN)**

This is a mandatory field for students in Years K–6. Optional for students in Years 10–12. It is used to identify which class group the student is in.

### **Brightpath project student (Column BO)**

This field should be Y if the student is in the Brightpath program.

### **ABLEWA project student (Column BP)**

This field should be Y if the student is in the ABLEWA program.

## **4.7 Saving data for upload into SIRS**

Once all required information has been entered into a database, the data must be saved (or exported) as a **.CSV** or a **.SCSV** file before it can be uploaded into SIRS. Failure to save in this format will ultimately prevent the data from being uploaded into SIRS.

### 4.7.1 File naming

The file name convention is:

**XXXXXSSSTTTYYY.csv**

where **XXXXX** = record type, e.g. SRGDG

**SSSS** = the provider/school code, e.g. 4171

**TT** = S1, S2, Y1 for semester or year-long data

**YYY** = Y11, Y12 for Year 11 or Year 12 data

or YUP for combined Year 11 and Year 12 data

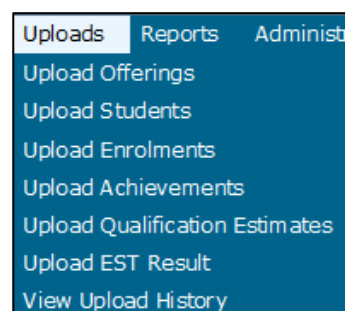
#### Example

The file name of registration and demographic information of students from provider/school 4171 for Year 12 would be **SRGDG4171Y1Y12.CSV**.

## 4.8 Uploading data into SIRS

Once data has been saved as a **.CSV** or a **.SCSV** file, it can be uploaded into SIRS.

1. In the blue horizontal navigation bar, hover over the **Uploads** tab (see screenshot to the right).
2. Click on **Upload Students**. The **Upload Students** fields appear.
3. In **Report Type**, select **SRGDG**.
4. To locate the required file on your computer, click on the **Browse** button.
5. On a Windows operating system, the **Choose File** screen appears.
6. Navigate to the folder where the required file is stored.
7. Click on the required file.
8. Click **Open**. The drive, folders path and file name will appear in the **File** field (see example in the screenshot below).



C:\Users\galb\Documents\SRGDG1234S1Y12.csv

Note: for most **RTP/SIS government schools**

- the export path will be **K:\keys\integriss\outbox**
- depending on the academic year of students enrolled in courses, the files available for uploading student registration and demographic information will be **SRGDGsssY1YUP.csv** where ssss is the school code.

Note: the email address of the person uploading the file will automatically appear. SIRS will send an email message to this person to report the status of the upload.

9. Click **Upload File for Processing**, or you can click on the **Close** button to exit without continuing with the upload.
10. You can check the progress of your upload in either your email inbox or in **Private Messages**, available from the home page of SIRS.

## Section 4: Student registration and demographics

### 4.8.1 Email messages

Email messages are generated by SIRS and sent to the person uploading the file. These emails may have any of the following messages.

#### **Successfully verified**

The system will place the file in the queue for processing and you will receive another email regarding processing.

#### **Successfully processed**

The system has processed the file and there were no problems found.

#### **Processed with warnings**

This file has been processed, but the system has ignored certain records. Occasionally the warnings can be ignored, but some warnings must be dealt with if students' registrations and/or enrolments are affected.

Example of a processed file with warnings message:

The Student Registration and Demographic (SRGDG): SRGDG1234Y1Y11.csv has been successfully processed but has recorded the following warnings:

Warning occurred on record: 12 (Student: 22082466: Black, Emma-May Date Of Birth 24/11/1998). The following errors were found in the record:

- This record has been ignored as you are not defined in SIRS as the Main Provider of the Student. Only the Main Provider can update Student Registration details. If you are the Main Provider of the Student, you will need to contact the School Curriculum and Standards Authority to get this changed. If you are no longer the Main Provider of the Student, please adjust your records accordingly.

Warning occurred on record: 3 (Student: 22298524: Smith, Chuck Date of Birth 31/03/00). The following errors were found in the record:

- This record has been ignored as the academic year of student with student number 22298524 does not match with the current record. Please contact the Data Services at [dataservices@scsa.wa.edu.au](mailto:dataservices@scsa.wa.edu.au) for further assistance.

#### **Failed verification**

The system is unable to verify the file and send for processing, as there are errors that need to be fixed. Check all error messages produced by SIRS (see example below) and try to resolve them. To assist you with resolving errors, refer to [Troubleshooting](#) in this section.

Example of a failed file verification message:

The Student Registration and Demographic (SRGDG): SRGDG1234S2Y11.csv has failed verification due to the following errors:

Error occurred on record 13 (Student: 22082466: Black, Emma-May Date Of Birth 07/08/1998). The following errors were found in this record:

- Home Suburb OSBORNE PARK was not a valid Australian suburb with postcode 6019 in WA. Please check that the suburb is valid under 'Administration -> Suburb Postcode Search'.

### Failed processing

The system was able to verify the file, but there were errors that prevented the information from being processed by SIRS. Check all error messages produced by SIRS and try to resolve them before contacting the Data Services team at [dataservices@scsa.wa.edu.au](mailto:dataservices@scsa.wa.edu.au).

Example of a failed file processing message:

The Student Registration and Demographic (SRGDG): SRGDG1234Y1YUP.CSV has failed processing due to the following errors:

Error occurred on record 348 (Student: 29135377: Surname: Smith, Given Name: Chuck, Date Of Birth 26/10/2005).

- Differing student details (Surname: Smith, Given Name: Chuck, Date Of Birth: 25/10/2005) already exists in the system with the specified student number: 29135377. Contact Data Services at [dataservices@scsa.wa.edu.au](mailto:dataservices@scsa.wa.edu.au) to get this changed.

If the information in the email is insufficient to resolve errors, refer to [Troubleshooting](#) in this section.

If the issue has not been resolved, contact the Data Services team at [dataservices@scsa.wa.edu.au](mailto:dataservices@scsa.wa.edu.au).

## 4.8.2 Upload confirmation

You can expect a message reporting the progress of your file within 15 minutes of the upload (processing time depends on the number of files already queued in the system as well as the size of the files to be processed) in either your email inbox or in **Private Messages**, available from the home page of SIRS.

Note: if you successfully upload a file with data that already exists in SIRS, data from the latest file will replace the previous values.

Your **Upload Status** (available on the home page of SIRS) will also change once a file has been successfully uploaded (see screenshot below).

## Section 4: Student registration and demographics

**Upload: Upload Students**

Load Students

**Load Students**







Upload Type: Student Registration and Demographic (SRGDG)

File:  Browse...

Notify Email Address: lynn.galbraith@scsa.wa.edu.au







**Student Upload Status**

The following details the last time that SIRS processed a verified student registration file upload from your provider for students in the following academic years.

Year 12:		Last upload on 11/05/2015
Year 11 :		Last upload on 18/03/2015
Year 10 :		Last upload on 11/05/2015
Year 9 :		Last upload on 18/03/2015
Year 8 :		Last upload on 18/03/2015
Year 7 :		Last upload on 18/03/2015

See the table below for a key to the **Student (SRGDG) Upload Status** symbols.

**Table 12: Section 4 – Upload symbols key**

Icon	Meaning
	Successful upload
	Data not uploaded successfully
	Time to update data in SIRS – re-upload
	Processed with warnings
	Your school may not have data for this section
	Locked to schools – no further uploads to the SIRS database

## 4.9 Troubleshooting

Some of the common error messages that arise when uploading the SRGDG file are listed below. Against each error message are suggestions to assist in resolving these issues.

**Table 13: Section 4 – Common error messages for the SRGDG file upload and possible solutions**

Example error messages	How to resolve the problem
25035625 is not a valid student number	If the WASN has been mistyped in the school's database, correct the data, generate a new file and try the upload again. If the Authority has provided the number, contact the Authority to resolve this error.
Academic Year 13 must be a number between K and 12	The academic year must be a value between K and 12. Check the data in your school system's database, generate a new file and upload the file again.
Another student already exists in the system with the specified student number: 19105959	Either another student is already registered under the specified number or the same student is registered under the specified number, but with a different date of birth. Call the SIRS helpdesk to resolve this problem.

## Section 4: Student registration and demographics

Example error messages	How to resolve the problem
Australian Aboriginal or Torres Strait Islander was not specified	A required field is missing in your upload file. Enter the missing details for the student into the school's database, generate a new file and try the upload again. The valid codes are: 1 = Aboriginal, 2 = Torres Strait Islander, 3 = Aboriginal and Torres Strait Islander, 4 = Neither, 9 = Not Stated.
Calendar year 2020 must be the current year	You can only upload students for the current year. If you need to update student details for past years, contact the Authority.
Home address Line 1 was not specified	A required field is missing in your upload file. Enter the missing details for the student into the school's database, generate a new file and try the upload again.
Home suburb BELMONT was not a valid Australian suburb with postcode 6101 in WA	The suburb specified does not exist according to the Australia Post database. Suburb names and postcodes must be correct. These details can be checked under the Administration > Suburb Postcode Search > Maintenance menu in SIRS.
Home suburb was not specified	A required field is missing in your upload file. Enter the missing details for the student into the school's database, generate a new file and try the upload again.
Invalid COS Provider code 4000 for year 2023	The provider code you have supplied is not a valid code for the year. Correct the details within the school's database, generate a new file and upload the file again. If you believe your provider code is valid, contact the Authority.
Invalid country code 510546	The code must be a valid country code (not a name). Refer to the Australian Standard Classification of Countries.
Invalid DOB: 1/18/1996	The date of birth must be a valid date. Correct the data in the school system database, generate a new file and upload the file again.
Invalid language spoken at home 4202002	Refer to the Australian Standard Classification of Languages (1201 = English).
Postal address line 1 was not specified	A required field is missing in your upload file. Enter the missing details for the student into the school's database, generate a new file and try the upload again.
Postal suburb was not specified	A required field is missing in your upload file. Enter the missing details for the student into the school's database, generate a new file and try the upload again.
Record type must be: SRGDG  Note: usually followed by a number of other error messages for each record in the file	You are uploading a file that is not a SRGDG file; however, at the time of upload you selected this as your upload type. It is possible that you have either selected the wrong file to upload or selected the wrong upload type. Re-examine what you are uploading and select the appropriate upload type for the file. Note: this error also occurs if your file is saved as an <b>.XLS</b> file instead of a <b>.CSV</b> or a <b>.SCSV</b> file.
Student identified by number: 24373211 has a name other than specified: xxx, yyy	The student's name is different from the one in SIRS. Check the student's details in your school system, generate a new SRGDG file and upload it again to update the name of the student. If the student has changed their name or there is an incorrect spelling, contact the Authority via email to make these changes.
Student number not specified	The WASN is missing. Check the data in your school system's database, generate a new file and upload the file again. If the student does not have a number, contact the Authority to request one.

## Section 4: Student registration and demographics

Example error messages	How to resolve the problem
The number of columns for this file must not be less than 61. Make sure the uploaded file is a valid file in either SCSV, CSV or fixed length format and matches with the selected type of Student Registration (SRGDG)	<p>You are uploading a file that is not in <b>.CSV</b> or <b>.SCSV</b> fixed length formats. If you have opened the file previously in Excel, then it is likely the file is saved in Excel format. Reopen the file in Excel, select File, Save As and select the Save As type as either a <b>.CSV</b> or a <b>.SCSV</b> file, save the file and upload it again.</p> <p>This error can also occur when the final column is expected to have information in it, but nothing has been entered. This error can be overcome by entering a space using the spacebar into the column for each student.</p>
The specified student's previous name is being ignored as it is exactly the same as student name specified in this record	<p>You are submitting an SRGDG file that contains a student with a previous name the same as their current name. In this instance, SIRS will not process the previous name of the student; however, all other records in the file have been processed including any other changes to this student record. This is a warning message only and in most cases can be ignored.</p>
This record has been ignored as you are not defined in SIRS as the Main Provider of the Student. Only the Main Provider can update Student Registration details. If you are the Main Provider of the Student, contact the Authority to get this changed	<p>You are trying to upload student registration or demographic data when you are not defined in SIRS as the Main Provider. Your file has been processed, but this record was ignored as only the Main Provider can update student details. If you are the Main Provider of the student, as the student has recently transferred to your school, contact SIRS helpdesk to resolve this issue. Not being the Main Provider of a student will not prevent you from enrolling the student into offerings or providing an achievement.</p>
We are unable to process this record as the last date for demographic changes (13/11/2020) to Year 12 for 2020 has passed. Contact the Authority if you still need to make changes to your students' data	<p>You are trying to upload student registration or demographic data after the last date for changes to Year 12 student data has passed. You will be unable to upload this file and must contact the Authority if you need to make changes to your student records.</p>
Invalid arrival date: 4072008	<p>You are uploading data with students who have visa subclass information and the arrival date is in an incorrect format. Format as either dd/mm/yyyy or as text, and ensure there is a 0 in front of any single digit date.</p>
Arrival date not specified	<p>You are trying to upload data where there is visa subclass information in column BH, but there is no arrival date. The system will always look for an arrival date where there is visa subclass information.</p>

### 4.10 Further help

For issues relating to the information contained in the *Data Procedures Manual 2023*, contact the Data Services team at [dataservices@scsa.wa.edu.au](mailto:dataservices@scsa.wa.edu.au).