



# **SYLLABUS DELIVERY AUDIT**

---

School coordinator handbook  
2026

## **Acknowledgement of Country**

Kaya. The School Curriculum and Standards Authority (the Authority) acknowledges that our offices are on Whadjuk Noongar boodjar and that we deliver our services on the country of many traditional custodians and language groups throughout Western Australia. The Authority acknowledges the traditional custodians throughout Western Australia and their continuing connection to land, waters and community. We offer our respect to Elders past and present.

© School Curriculum and Standards Authority, 2025

This document – apart from any third-party copyright material contained in it – may be freely copied, or communicated on an intranet, for non-commercial purposes in educational institutions, provided that the School Curriculum and Standards Authority (the Authority) is acknowledged as the copyright owner, and that the Authority’s moral rights are not infringed.

Copying or communication for any other purpose can be done only within the terms of the *Copyright Act 1968* or with prior written permission of the Authority. Copying or communication of any third-party copyright material can be done only within the terms of the *Copyright Act 1968* or with permission of the copyright owners.

Any content in this document that has been derived from the Australian Curriculum may be used under the terms of the [Creative Commons Attribution 4.0 International licence](#).

School Curriculum and Standards Authority

Street address: 303 Sevenoaks Street CANNINGTON WA 6107

Postal address: PO Box 816 CANNINGTON WA 6987

Phone: (08) 9273 6300

General email: [info@scsa.wa.edu.au](mailto:info@scsa.wa.edu.au)

Web: [www.scsa.wa.edu.au](http://www.scsa.wa.edu.au)

# Contents

- Section 1: Document preparation..... 1**
  - Requirements .....1
  - Syllabus delivery audit review criteria.....3
  - Preparation for uploading files.....5
  - File naming conventions.....5
- Section 2: Upload process..... 6**
  - Logging in to SIRS2 .....6
  - Support.....6
  - Timelines for uploading files .....6
  - Checklist for school coordinators .....7
  - Instructions for uploading files to SIRS2.....8
- Section 3: Post-review .....13**
  - Information for school coordinators ..... 13
  - Incorrect documents ..... 13
  - Review completed ..... 14
  - Reports available ..... 14
  - Instructions for accessing school reports..... 14
  - Understanding school reports..... 16
- Section 4: Actioning reports.....19**
  - Course outline ..... 19
  - Assessment outline ..... 20
  - Summary ..... 21
- Appendix 1: Principal Consultant contacts.....22**



## Section 1: Document preparation

The syllabus delivery audit (SDA) in 2026 will be conducted for the following Years 11 and 12 General and ATAR courses:

Learning Area	Course
Arts	Dance ATAR Year 12 Media Production and Analysis General Year 11
Humanities and Social Sciences	Aboriginal and Intercultural Studies ATAR Year 12 Careers and Employability General Year 12 Humanities and Social Sciences in Action General Year 12
Science	Physics ATAR Year 12

### Requirements

As set out in the *WACE Manual*, every student studying a WACE course must be provided with the:

- school's senior secondary assessment policy
- syllabus
- school's course outline
- school's assessment outline.

These documents must be available to students before teaching begins. They can be provided as a hard copy or digitally, if the school ensures that all students have adequate access in this format.

The SDA reviews the school's course outline and assessment outline.

## Course outline

The teacher determines the sequence in which the syllabus content will be taught and the timing of delivery. The school must provide this information to the students before teaching begins, in the form of a course outline.

The format for a course outline is a school decision, but each outline must indicate:

- the timing of delivery
- the sequence in which **all** the syllabus content will be delivered.

Information about the assessment tasks can be included but is not essential because it is included in the assessment outline.

## Assessment outline

The teacher determines the tasks that will be used to assess student performance, except for the externally set task (EST) for Year 12 General and Foundation courses, which is set by the School Curriculum and Standards Authority (the Authority) and administered by the school. The set of tasks must conform to the assessment requirements as specified in the assessment table of the syllabus. This ensures that the planned assessment tasks provide students with the opportunity to demonstrate their achievement of the knowledge, skills and understandings that they have acquired in their study.

The set of tasks in the assessment outline must provide a comprehensive sampling of the syllabus content. The number of assessment tasks is determined by the teacher. Teachers should limit the use of low-value tasks and focus on developing tasks that accurately reflect the assessment type in the syllabus.

The format for an assessment outline is a school decision, but each outline for a pair of units must include the following information:

- the number of tasks to be assessed
- a general description of each task
- the assessment type, as prescribed in the syllabus
- an indication of the syllabus content on which each task is based
- the approximate timing of each task (i.e. the week the task will be conducted or the start and submission dates for an extended task)
- the weighting of each assessment task
- the weighting of each assessment type, as prescribed in the assessment table of the syllabus.

A sample course outline and assessment outline for each pair of units is available on the relevant course page on the Authority website at <https://senior-secondary.scsa.wa.edu.au/syllabus-and-support-materials>.

Note: while the Authority provides sample course and assessment outlines for guidance, it is the expectation of the Authority that teachers will develop documents customised to reflect their school's context and the needs of the student cohort.

## Syllabus delivery audit review criteria

Each course outline will be reviewed using the following criteria.

Course outline criteria	Response options
includes all the content from the current syllabus	<ul style="list-style-type: none"> <li>meets requirements</li> <li>revise the course outline using the current syllabus</li> <li>revise the course outline to remove content that is not in the current syllabus</li> <li>revise the course outline to include all content from the current syllabus</li> </ul>
provides an appropriate timing for the delivery of the syllabus content	<ul style="list-style-type: none"> <li>meets requirements</li> <li>revise the course outline to provide an appropriate timing of delivery of the syllabus content</li> </ul>
provides an appropriate sequence for the delivery of the syllabus content	<ul style="list-style-type: none"> <li>meets requirements</li> <li>revise the course outline to provide an appropriate sequence of delivery of the syllabus content</li> </ul>

Each assessment outline will be reviewed using the following criteria.

Assessment outline criteria	Response options
uses the assessment types specified in the current syllabus	<ul style="list-style-type: none"> <li>meets requirements</li> <li>revise the assessment outline using the assessment types specified in the assessment table of the current syllabus</li> </ul>
uses assessment type weightings that conform to the assessment table in the syllabus	<ul style="list-style-type: none"> <li>meets requirements</li> <li>revise the assessment outline to meet the assessment type weightings specified in the assessment table of the current syllabus</li> <li>revise the assessment outline to ensure assessment task weightings add to the assessment type weighting</li> <li>revise the assessment outline to ensure assessment type weightings add up to 100</li> <li>revise the assessment outline to ensure assessment task weightings add up to 100</li> <li>revise the assessment outline to ensure all assessment task weightings are a minimum of 5%*</li> </ul>
includes an appropriate number of tasks	<ul style="list-style-type: none"> <li>meets requirements</li> <li>revise the assessment outline to ensure that the number of assessment tasks of each assessment type is consistent with syllabus requirements</li> <li>decrease the number of assessment tasks to avoid overassessment</li> <li>revise the assessment outline to ensure that the total number of assessment tasks is no greater than eight*</li> </ul>

Assessment outline criteria	Response options
provides a representative sampling of the syllabus content	<ul style="list-style-type: none"> <li>• meets requirements</li> <li>• revise the assessment outline to provide a representative sampling of the syllabus content</li> <li>• revise the assessment outline to remove assessment of content that is not in the current syllabus</li> </ul>
includes a general description of the nature of the task and a brief description of the syllabus content for each task	<ul style="list-style-type: none"> <li>• meets requirements</li> <li>• revise the assessment outline to include a description of the syllabus content for each task</li> <li>• revise the assessment outline to include a description of the nature of each task</li> </ul>
indicates appropriate timing of the assessment tasks	<ul style="list-style-type: none"> <li>• meets requirements</li> <li>• revise the assessment outline to include the timing of each assessment task (i.e. the week the task will be conducted or the start and submission date of a task)</li> </ul>
is consistent with the course outline	<ul style="list-style-type: none"> <li>• meets requirements</li> <li>• revise the assessment outline to ensure that the scheduling of the assessment tasks matches the sequence of delivery in the course outline</li> <li>• revise the course outline and/or the assessment outline to ensure consistency with the naming of each assessment task</li> <li>• revise the course outline and/or the assessment outline to ensure consistency with the timing of each assessment task</li> <li>• revise the course outline and/or the assessment outline to ensure consistency with the language used for each assessment task</li> </ul>

\*Applies to Years 11 and 12 syllabuses introduced from 2022.

## Preparation for uploading files

Schools are required to upload two separate documents (i.e. a course outline and an assessment outline) for each of the selected courses being delivered at the school.

The files to be uploaded can be either a **Microsoft Word document** or a **PDF**.

Note: the SDA software will not accept files larger than 3 MB.

## File naming conventions

Schools are required to ensure that each file is correctly named according to the following naming convention: **course unit code, underscore, document type, file format**.

Note: the SDA software will not accept a document if an incorrect file name is used.

The examples in the table below include **.pdf**, **.doc** and **.docx**, which are the accepted formats.

Description of document	Convention	Example
A Word document for an ATAR Year 12 Dance course outline	A (ATAR) T (Year 12) DAN (Dance) _ (underscore) CO (course outline) .docx (Word document)	ATDAN_CO.docx
A Word document for a General Year 11 Media Production and Analysis assessment outline	G (General) E (Year 11) MPA (Media Production and Analysis) _ (underscore) AO (assessment outline) .doc (Word document)	GEMPA_AO.doc
A Word document for an ATAR Year 12 Aboriginal and Intercultural Studies course outline	A (ATAR) T (Year 12) AIS (Aboriginal and Intercultural Studies) _ (underscore) CO (course outline) .doc (Word document)	ATAIS_CO.doc
A PDF document for a General Year 12 Careers and Employability course outline	G (General) E (Year 11) CEM (Careers and Employability) _ (underscore) CO (course outline) .pdf (PDF document)	GECEM_CO.pdf
A PDF document for a General Year 12 Humanities and Social Sciences in Action assessment outline	G (General) T (Year 12) HAS (Humanities and Social Sciences in Action) _ (underscore) AO (assessment outline) .pdf (PDF document)	GTHAS_AO.pdf
A Word document for an ATAR Year 12 Physics course outline	A (ATAR) T (Year 12) PHY (Physics) _ (underscore) CO (course outline) .doc (Word document)	ATPHY_CO.doc

Note: there are no spaces in the file names.

## Section 2: Upload process

### Logging in to SIRS2

Only one current SIRS2 user for each school can log in to upload files. The school must use its **primary SIRS login**, which is p<school code> (e.g. p6789). Note: the primary login does not have a letter after the school code.

### Support

If you are having difficulty logging into SIRS, please email [dataservices@scsa.wa.edu.au](mailto:dataservices@scsa.wa.edu.au). Please provide your SIRS Login ID in the Subject field of the email (e.g. p1234). It is strongly advised that after the second failed login attempt you use the Forgotten Password function, as the third failed login will suspend the account and you will need to email [dataservices@scsa.wa.edu.au](mailto:dataservices@scsa.wa.edu.au) or call 9273 6352 for assistance. Enquiries regarding document content or format should be directed to the Principal Consultant for the course (see Appendix 1).

### Timelines for uploading files

Files must be uploaded between **9 am Tuesday, 27 January 2026 and 4 pm Monday, 16 February 2026**. After this period, schools will not be able to upload files.


## Checklist for school coordinators

#	Activity	Check
1.	<p>Inform all teachers for the selected courses of the following requirements for the SDA 2026 (<i>WACE Manual 2026</i>).</p> <ul style="list-style-type: none"> <li>The Authority requires a separate course outline and assessment outline for each course.</li> <li>For each document, ensure that           <ul style="list-style-type: none"> <li>the file name matches the document contents</li> <li>the file is correctly named according to the Authority naming convention</li> <li>the file does not exceed the maximum file size of 3 MB.</li> </ul> </li> <li>Schools must adhere to the timeline for school upload.</li> </ul> <p>Teachers should be directed to the <i>Syllabus delivery audit 2026 Teacher and Head of Learning Area (HoLA) handbook</i>.</p> <p>Note: if the Authority's sample documents have been used, they must be customised to reflect the school context and student cohort.</p>	<input type="checkbox"/>
2.	Determine who at the school will be responsible for uploading the files. Ensure that they understand the process and are provided with a copy of the <i>Syllabus delivery audit 2026 School coordinator handbook</i> .	<input type="checkbox"/>
3.	Confirm the school's primary <b>SIRS login</b> and <b>password</b> and ensure that the person responsible for uploading the files has access to this information.	<input type="checkbox"/>
4.	Create a folder on the school network to store the course outline and assessment outline files for the SDA 2026.	<input type="checkbox"/>
5.	Check all files are correctly named according to the required file naming convention (see page 5).	<input type="checkbox"/>
6.	Check that two files have been provided for each of the selected courses.	<input type="checkbox"/>
7.	For ease of uploading, organise the files into alphabetical order.	<input type="checkbox"/>
8.	Check that no files are larger than 3 MB in size. Reduce the file size if it exceeds 3 MB.	<input type="checkbox"/>
9.	Complete the upload of files over one or several sessions. Check the SIRS report DOA007 to monitor upload progress.	<input type="checkbox"/>
*	Amended documents should not be re-uploaded to SIRS2.	<input type="checkbox"/>

## Instructions for uploading files to SIRS2

Log in to SIRS2 at <https://sirs2.scsa.wa.edu.au/>. Use the school's **primary** login for SIRS.

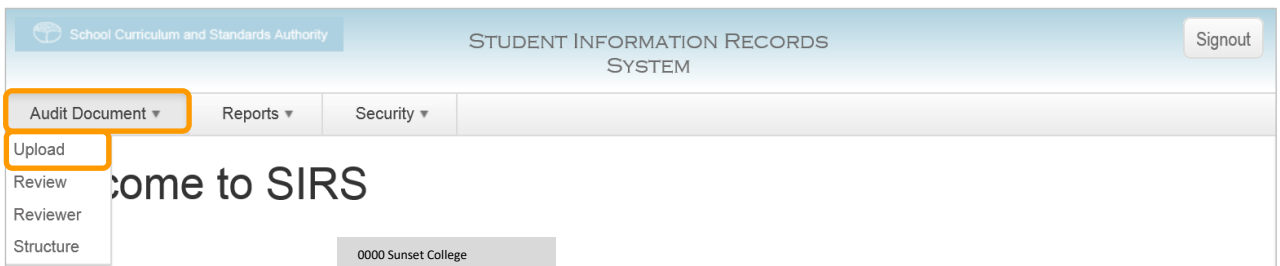
Note: the following screenshots are examples only.



The home page of SIRS2 will appear, with the grey horizontal navigation bar at the top.

In the grey horizontal navigation bar, hover over the **Audit document** tab (see screenshot below). A drop-down menu will appear.

Click on **Upload** (see screenshot below).



A pop-up window welcoming you to the syllabus delivery audit 2026 will appear. This can be hidden by ticking the **Hide this note** checkbox (see screenshot below) or by clicking on the X to close the pop-up window (see screenshot below).

**Note**

Welcome to Syllabus Delivery Audit (SDA) 2025

To comply with the WACE requirements schools are required to upload two separate documents (i.e. a Course Outline and an Assessment Outline) for selected courses\* delivered at the school.

It is suggested that schools gather all of the required files arranged in one folder on the school intranet in readiness for uploading.

Please ensure that each file is correctly named according to the naming convention described in the handbook. The SDA software will not allow any incorrectly named file to be uploaded.

Schools may choose to complete the uploading over several sessions.

\* ATAR/General/Foundation courses selected for a Syllabus Delivery Audit 2025

Course	Type	Year Level	Course	Type	Year Level
Humanities and Social Sciences	ATAR	12	Technologies	ATAR	12
Ancient History	ATAR	12	Engineering Studies	ATAR	12
Modern History	ATAR	12			
Aboriginal and Intercultural Studies	ATAR	11	<b>Science</b>		
Religion and Life	Foundation	12	Human Biology	General	12
Agribusiness	ATAR	12	Science in Practice	General	12
Career and Employability	General	11	Agricultural Science and Technology	ATAR	12
Humanities and Social Sciences in Action	General	11	Physic	ATAR	11
			<b>The Arts</b>		
<b>Languages</b>			Dance	ATAR	11
Indonesian: Background Language	ATAR	12			
Tamil: Background Language	ATAR	12	<b>Health and Physical Education</b>		
Tamil: Second Language	ATAR	12	Physical Education Studies	ATAR	12
Punjabi: Background language	ATAR	12			
Punjabi: Second language	ATAR	12			

Hide this note

To refer to this pop-up again, click on the **Note** button.

**Note**

**Audit (SDA) 2025**

to upload two separate documents (i.e. a Course Outline and an Assessment Outline) for selected courses\*

anged in one folder on the school intranet in readiness for uploading.

the naming convention described in the handbook. The SDA software will not allow any incorrectly named file

The **Provider Document Upload** screen will now appear.

- The **Year** field will show the current year.
- The **Provider** field will show the school's name.
- Leave the **Course Level** field blank to access courses.
- Click on the **Search** button (see screenshot below).

**Provider Document Upload**

Year \* 2017

Provider \* 0000 Sunset College

Course Level

**Search** Clear

Upload the file from the folder (on the school's network) where you have saved the required SDA files. There are two options for uploading a file.

### Option 1: Drag and drop the file.

- Open the SDA folder on the school network.
- Click on the alphabetical list on the left side of the SIRS2 screen to find the required course (see screenshot below).
- Drag and drop the file from the SDA folder into the correct location in SIRS2 (see screenshot below).

Note: dragging and dropping the file will only work for Google Chrome, Mozilla Firefox or Microsoft Internet Explorer 11 and above.

The screenshot shows the 'STUDENT INFORMATION RECORDS SYSTEM' interface. The 'Search Results' tab is active, displaying a table of courses. The 'ACF:Accounting and Finance' course is selected, and the 'Drag and drop file' button in the 'Course Outline' column is highlighted with an orange box. The 'Assessment Outline' column also shows 'Select file' and 'Drag and drop file' buttons.

Al	Course	Course Level	Course Outline	Assessment Outline
A	ACF:Accounting and Finance	ATAR Year 11(AE)	Select file OR Drag and drop file	Select file OR Drag and drop file
B	AIS:Aboriginal and Intercultural Studies	ATAR Year 11(AE)	Select file OR Drag and drop file	Select file OR Drag and drop file
C	AIT:Applied Information Technology	ATAR Year 11(AE)	Select file OR Drag and drop file	Select file OR Drag and drop file
D	APS:Animal Production Systems	ATAR Year 11(AE)	Select file OR Drag and drop file	Select file OR Drag and drop file
E	AVN:Aviation	ATAR Year 11(AE)	Select file OR Drag and drop file	Select file OR Drag and drop file

### Option 2: Select the file.

- Click on the **Select file** button next to the course name in SIRS2 (see screenshot below).
- Open the SDA folder on the school network.
- Double-click on the required file to upload it.
- The file will appear in the **Upload File** section in SIRS2.

The screenshot shows the 'STUDENT INFORMATION RECORDS SYSTEM' interface. The 'Search Results' tab is active, displaying a table of courses. The 'ACF:Accounting and Finance' course is selected, and the 'Select file' button in the 'Course Outline' column is highlighted with an orange box. The 'Assessment Outline' column also shows 'Select file' and 'Drag and drop file' buttons.

Al	Course	Course Level	Course Outline	Assessment Outline
A	ACF:Accounting and Finance	ATAR Year 11(AE)	Select file OR Drag and drop file	Select file OR Drag and drop file
B	AIS:Aboriginal and Intercultural Studies	ATAR Year 11(AE)	Select file OR Drag and drop file	Select file OR Drag and drop file
C	AIT:Applied Information Technology	ATAR Year 11(AE)	Select file OR Drag and drop file	Select file OR Drag and drop file
D	APS:Animal Production Systems	ATAR Year 11(AE)	Select file OR Drag and drop file	Select file OR Drag and drop file
E	AVN:Aviation	ATAR Year 11(AE)	Select file OR Drag and drop file	Select file OR Drag and drop file

### After you have successfully uploaded a file:

- a message in a green banner will appear at the top of the screen (see screenshot below) to confirm that the file has been uploaded to the correct location. This message will fade after five seconds
- the file name will appear in the correct location; for example, the Biology course outline is sitting next to the Biology course in the screenshot below.

You have successfully uploaded AEBLY\_CO.docx

Course	Course Level	Course Outline	Assessment Outline
ACF:Accounting and Finance	ATAR Year 11(AE)	Select file OR Drag and drop file	Select file OR Drag and drop file
AIS:Aboriginal and Intercultural Studies	ATAR Year 11(AE)	Select file OR Drag and drop file	Select file OR Drag and drop file
AIT:Applied Information Technology	ATAR Year 11(AE)	Select file OR Drag and drop file	Select file OR Drag and drop file
APS:Animal Production Systems	ATAR Year 11(AE)	Select file OR Drag and drop file	Select file OR Drag and drop file
AVN:Aviation	ATAR Year 11(AE)	Select file OR Drag and drop file	Select file OR Drag and drop file
BLY: Biology	ATAR Year 11(AE)	File uploaded: AEBLY_CO.docx	File uploaded: AEBLY_AO.docx
BME:Business Management and Enterprise	ATAR Year 11(AE)	Select file OR Drag and drop file	Select file OR Drag and drop file
CAE:Career and Enterprise	ATAR Year 11(AE)	Select file OR Drag and drop file	Select file OR Drag and drop file
CFC:Children, Family and the Community	ATAR Year 11(AE)	Select file OR Drag and drop file	Select file OR Drag and drop file
CHE:Chemistry	ATAR Year 11(AE)	Select file OR Drag and drop file	Select file OR Drag and drop file
CSC:Computer Science	ATAR Year 11(AE)	Select file OR Drag and drop file	Select file OR Drag and drop file
CSL:Chinese: Second Language	ATAR Year 11(AE)	Select file OR Drag and drop file	Select file OR Drag and drop file
DAN:Dance	ATAR Year 11(AE)	Select file OR Drag and drop file	Select file OR Drag and drop file

If the selected file cannot be uploaded, an alert will appear in a pink banner at the top of the screen (see screenshot on the next page). This may be due to either:

- the file having a name that does not match the required convention
- the file not being uploaded to the correct location. For example, a file with CO (for 'course outline') in the file name cannot be uploaded in the assessment outline section, and a course outline for one course cannot be uploaded to the course outline section for a different course.

File cannot be uploaded. Please check that:

- the file is named correctly AECHE\_CO
- the file name matches the location to which you are attempting to upload CourseOutline

Course	Course Level	Course Outline	Assessment Outline
ACF:Accounting and Finance	ATAR Year 11(AE)	Select file OR Drag and drop file	Select file OR Drag and drop file
AIS:Aboriginal and Intercultural Studies	ATAR Year 11(AE)	Select file OR Drag and drop file	Select file OR Drag and drop file
AIT:Applied Information Technology	ATAR Year 11(AE)	Select file OR Drag and drop file	Select file OR Drag and drop file
APS:Animal Production Systems	ATAR Year 11(AE)	Select file OR Drag and drop file	Select file OR Drag and drop file
AVN:Aviation	ATAR Year 11(AE)	Select file OR Drag and drop file	Select file OR Drag and drop file
BLY: Biology	ATAR Year 11(AE)	File uploaded: AEBLY_CO.docx	File uploaded: AEBLY_AO.docx
BME:Business Management and Enterprise	ATAR Year 11(AE)	Select file OR Drag and drop file	Select file OR Drag and drop file
CAE:Career and Enterprise	ATAR Year 11(AE)	Select file OR Drag and drop file	Select file OR Drag and drop file
CFC:Children, Family and the Community	ATAR Year 11(AE)	Select file OR Drag and drop file	Select file OR Drag and drop file
CHE:Chemistry	ATAR Year 11(AE)	Select file OR Drag and drop file	Select file OR Drag and drop file
CSC:Computer Science	ATAR Year 11(AE)	Select file OR Drag and drop file	Select file OR Drag and drop file
CSL:Chinese: Second Language	ATAR Year 11(AE)	Select file OR Drag and drop file	Select file OR Drag and drop file
DAN:Dance	ATAR Year 11(AE)	Select file OR Drag and drop file	Select file OR Drag and drop file
DES:Design	ATAR Year 11(AE)	Select file OR Drag and drop file	Select file OR Drag and drop file
DRA:Drama	ATAR Year 11(AE)	Select file OR Drag and drop file	Select file OR Drag and drop file
ECO:Economics	ATAR Year 11(AE)	Select file OR Drag and drop file	Select file OR Drag and drop file

If this occurs, close the pink banner and re-upload the correct file, ensuring the file name is correct.

At any time during the upload process, a file upload progress report can be run in SIRS2 to check progress.

The progress report is available under the **Reports** tab on the home page of SIRS2 (pathway: **Reports > Other reports > DOA007**). The report shows the courses the school is delivering and, for each course, file/s that have been successfully uploaded (see example below).

DOA007		School Curriculum and Standards Authority		Time 11:11:41	Date 04/11/15	
Syllabus Delivery Audit - School Overview with Estimated Student						
Page 1 of 3						
	Course	Est # of Students	CO Uploaded Filename	CO Uploaded On	AO Uploaded Filename	AO Uploaded On
1178	GTABL:Aboriginal Languages of Western Australia					
1178	GTACF:Accounting and Finance					
1178	GTAET:Automotive Engineering and Technology					
1178	GTAIS:Aboriginal and Intercultural Studies					
1178	FTAIT:Applied Information Technology					
1178	GTAIT:Applied Information Technology					
1178	GTAPS:Animal Production Systems					
1178	GTAVN:Aviation					
1178	GTBCN:Building and Construction					
1178	GTBLY:Biolog					
1178	GTBME:Business Management and Enterprise					
1178	FTCAE:Career and Enterprise					
1178	GTCAE:Career and Enterprise		GTCAE_CO.doc	11/3/2015 4:11:00 PM	GTCAE_AO.doc	11/3/2015 4:06:00 PM
1178	GTFCF:Children, Family and the Community					
1178	GTCHC:Chemistry					
1178	GTCSG:Computer Science					
1178	GTCSL:Chinese: Second Language					
1178	GTDES:Design (Dimensional design)					
1178	GTDES:Design (Graphics)					
1178	GTDES:Design (Photography)					
1178	GTDES:Design (Technical graphics)					
1178	GTDRD:Drama					
1178	GTECO:Economics					
1178	FTELD:English as an Additional Language or Dialect					

When you have completed the upload process, run the progress report to check all files have been successfully uploaded. Once the uploads have been confirmed, click on the **sign out** button.

## Section 3: Post-review

### Information for school coordinators

Trained reviewers, including experienced teachers and Principal Consultants from the Authority, will review the course outline and assessment outline.

Documents will be reviewed from **Thursday, 26 February 2026 to Tuesday, 3 March 2026**.

Note: schools cannot upload documents during this time.

### Incorrect documents

If the contents of a document do not match the file name, the reviewer will label the document as **Incorrect document** (see screenshot below). Incorrect document notifications can be seen in the SIRS2 upload screen.

An **Incorrect document** may be one of the following:

- a document that has been uploaded for the wrong course
- a course outline in an assessment outline file
- an assessment outline in a course outline file.

Following the review period, schools will be notified when SIRS2 can be accessed. The school coordinator is required to monitor this page and upload and replace incorrect files with the correct ones. Files can be re-uploaded by either dragging and dropping or selecting the file.

Course	Course Level	Course Outline	Assessment Outline
MAE:Mathematics Essential	General Year 11(GE)	Incorrect document Reupload	Incorrect document Reupload
MDT:Materials Design and Technology - Metal (M)	General Year 11(GE)	Select file OR Drag and drop file	Select file OR Drag and drop file
MDT:Materials Design and Technology - Textiles (T)	General Year 11(GE)	File uploaded: GEMDTT_CO.doc	Select file OR Drag and drop file
MDT:Materials Design and Technology - Wood (W)	General Year 11(GE)	Select file OR Drag and drop file	Select file OR Drag and drop file
MMS:Marine and Maritime Studies	General Year 11(GE)	Select file OR Drag and drop file	Select file OR Drag and drop file
MPA:Media Production and Analysis	General Year 11(GE)	Review completed	Review completed
MUS:Music	General Year 11(GE)	Select file OR Drag and drop file	Select file OR Drag and drop file

Note: correct documents must be uploaded by **4 pm Monday, 9 March 2026**.

## Review completed

When a file has been reviewed, the **Course Outline** and **Assessment Outline** columns for each course will change from **File uploaded** (see screenshot below) to **Review completed** (see screenshot below).

The screenshot shows the SIRS2 Student Information Records interface. At the top, there is a navigation bar with the School Curriculum and Standards Authority logo, the text 'STUDENT INFORMATION RECORDS', and a 'Signout' button. Below this is a green notification banner stating 'You have successfully uploaded GEMDTT\_CO.doc'. The main content area has tabs for 'Search Details' and 'Search Results'. A table lists various courses with columns for 'Course', 'Course Level', 'Course Outline', and 'Assessment Outline'. The 'Course Outline' and 'Assessment Outline' columns show the status of each course's documents. For example, 'MAE:Mathematics Essential' shows 'Incorrect document' and 'Reupload' options. 'MDT:Materials Design and Technology - Textiles (T)' shows 'File uploaded: GEMDTT\_CO.doc'. 'MPA:Media Production and Analysis' shows 'Review completed' in both columns, which are highlighted with orange boxes in the original image.

Course	Course Level	Course Outline	Assessment Outline
MAE:Mathematics Essential	General Year 11(GE)	Incorrect document Reupload	Incorrect document Reupload
MDT:Materials Design and Technology - Metal (M)	General Year 11(GE)	Select file OR Drag and drop file	Select file OR Drag and drop file
MDT:Materials Design and Technology - Textiles (T)	General Year 11(GE)	File uploaded: GEMDTT_CO.doc	Select file OR Drag and drop file
MDT:Materials Design and Technology - Wood (W)	General Year 11(GE)	Select file OR Drag and drop file	Select file OR Drag and drop file
MMS:Marine and Maritime Studies	General Year 11(GE)	Select file OR Drag and drop file	Select file OR Drag and drop file
MPA:Media Production and Analysis	General Year 11(GE)	Review completed	Review completed
MUS:Music	General Year 11(GE)	Select file OR Drag and drop file	Select file OR Drag and drop file

## Reports available

Two reports will be available in SIRS2 for schools after the audit process is completed:

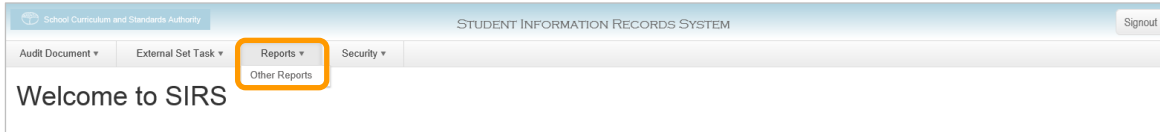
- *DOA001 Syllabus Delivery Audit – School Overview*
- *DOA005 School Report Detailed.*

## Instructions for accessing school reports

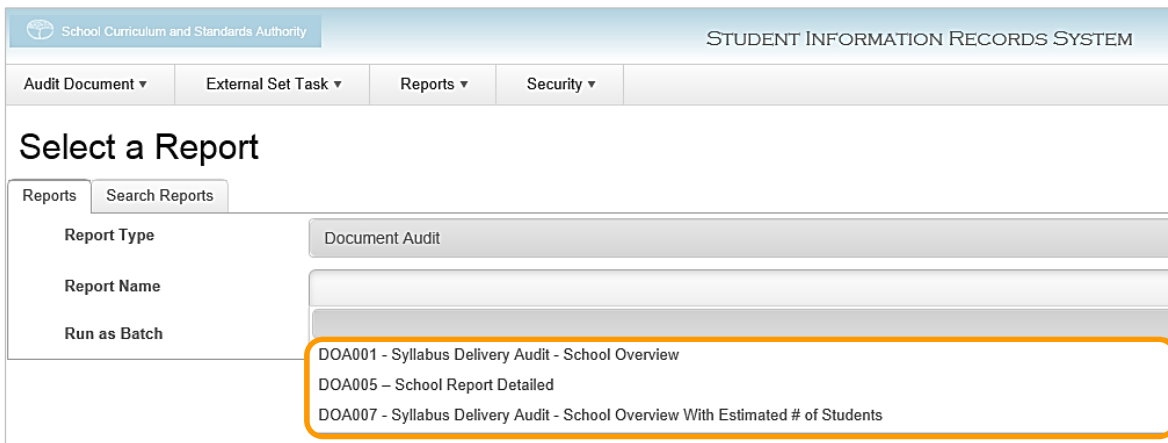
Log in to SIRS2 using the school's **primary** SIRS login at <https://sirs2.scsa.wa.edu.au>.

The screenshot shows the SIRS2 login page. At the top, there are logos for the Government of Western Australia and the School Curriculum and Standards Authority. The main content area has a 'Login' section with a text input field for the username, a password input field, a 'Log in' button, and a 'Forgot Password' link. Below the login section, there is a compatibility notice: 'Compatibility: Internet Explorer 9 and above, chrome, and firefox.' At the bottom, there is a help section with contact information for the SIRS help desk via email at [SIRShelp@scsa.wa.edu.au](mailto:SIRShelp@scsa.wa.edu.au) and a phone number (08) 9273 6719. It also states that after the 2nd failed login attempt, the user should use the Forgotten Password function, as the 3rd failed login will suspend the account.

The home page of SIRS2 will appear, with the grey horizontal navigation bar at the top. Click on the **Reports** tab and then **Other Reports** (see screenshot below).

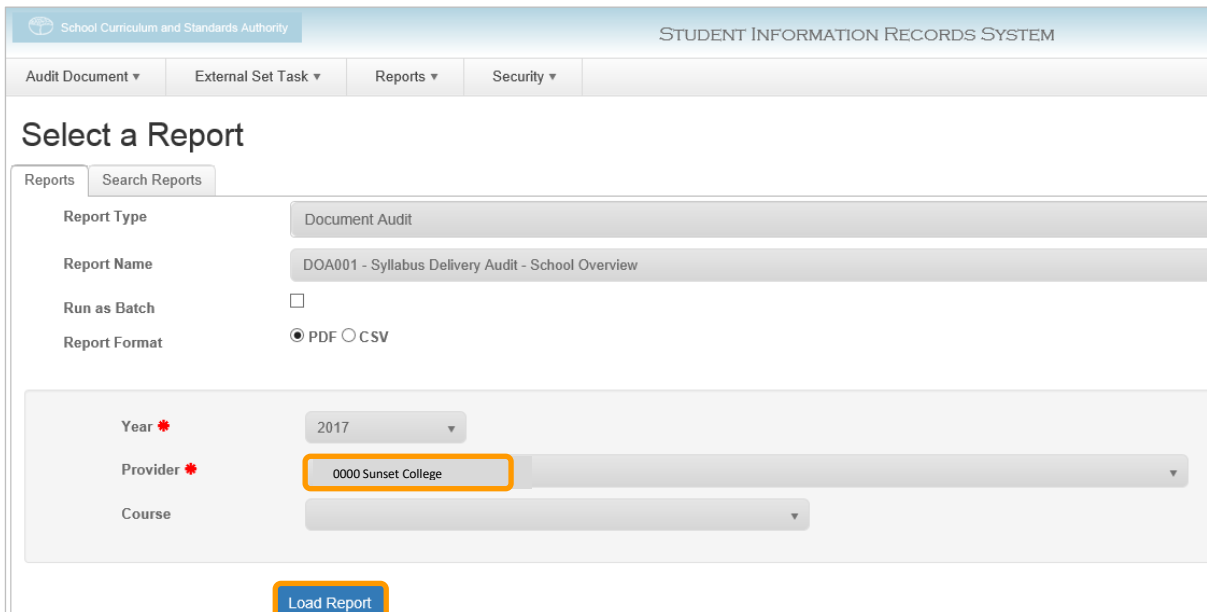


The **Select a Report** fields will appear. The **Report Type** will be **Document Audit**. From the **Report Name** drop-down list, select either DOA001 or DOA005, which provide the reviewers' feedback following the audit of the documents.



Once the report has been selected, it will appear in the **Report Name** field. The **Provider** field will be pre-populated (see screenshot below).

Click on the **Load Report** button (see screenshot below). You can then **Open** or **Save** the report.



## Understanding school reports

### DOA001 Syllabus Delivery Audit – School Overview

This SIRS2 report shows an overview of the outcomes of the SDA for the selected courses being delivered by the school.

#### Step 1

Review the **Uploaded** column to check whether all documents have been uploaded for the selected courses or if there are any documents missing.

**Action:** upload any missing documents by **4 pm Monday, 9 March 2026**.

#### Step 2

Check the **Review Status** column to check that both documents have been reviewed. If both the documents have been reviewed, the **Review Status** will read **Review completed**. If the documents have not been reviewed, the **Review Status** will read **Ready for review** or **In progress**.

#### Step 3

Review the **All Criteria Met** column to determine whether all criteria have been met.

Note: if an incorrect document was loaded into SIRS2, then **Incorrect document** will appear in this column.

**Action:** contact the teacher of the course to provide and/or correctly name the file identified as an incorrect document. Re-upload the correct document.

#### Step 4

Review the **No. of Criteria Needing Revision** column to determine the number of criteria not met for a particular course (see screenshot below). More detailed information is available in report DOA005.

Course	Document	Uploaded	Review Status	All Criteria Met	No. of Criteria Needing Revision
Design (DES) General Year 12	Assessment outline	Yes	Review completed	Yes	
Design (DES) General Year 12	Course outline	Yes	Review completed	Yes	
English (ENG) General Year 12	Assessment outline	Yes	Review completed	No	2
English (ENG) General Year 12	Course outline	Yes	Review completed	No	1
Mathematics Essential (MAE) General Year 12	Assessment outline	Yes	Review completed	No	1
Mathematics Essential (MAE) General Year 12	Course outline	Yes	Review completed	Yes	

**Action:** provide teachers with this information and a copy of report DOA005 for their immediate attention.

Note: the amended documents should not be uploaded to SIRS2 but must be made available to the students.

## Summary

Situation	Action required by the school
Documents missing (No appears in the <b>Uploaded</b> column)	Upload missing documents.
Incorrect document (Incorrect document appears in the <b>All Criteria Met</b> column)	Contact the teacher to provide and/or correctly name the file identified as an incorrect document. Re-upload the correct document in SIRS2 by <b>Monday, 9 March 2026</b> . Note: once the missing/correct document has been uploaded, the status in both reports will change to show <b>Ready for Review</b> .
One or more criteria not met for a particular course (A number appears in the <b>No. of Criteria Needing Revision</b> column)	Provide teachers with this information and a copy of report DOA005 for their immediate attention. Note: amended documents should not be uploaded to SIRS2 but must be made available to the students.

## DOA005 – School Report Detailed

This SIRS2 report provides detailed information about each of the courses that have been reviewed during the SDA 2025.

For each course, the result of the audit for both the course outline and the assessment outline is listed, with the review criteria in the left-hand column of the table, the options selected by the reviewer in the middle column (see screenshot below) and, if relevant, a feedback comment by the reviewer in the right-hand column to assist the teacher to identify the change/s needed in the document. The options are either **Meets requirements** (meaning that no action is needed) or a statement that details the action/s needed to meet the Authority's requirements. A statement marked in red indicates major non-compliance and urgent action/s that need to be taken to meet the Authority's requirements. A statement marked in blue indicates the action/s that need to be taken to meet the Authority's requirements.

Where actions are required, these must be addressed as soon as possible, and access to modified/new documents provided to students.

For example:

The course outline		
is based on all the content of the current syllabus	Revise the course outline to include all content from the current syllabus	Please remove the Unit 3 and Unit 4 marketing content as it is no longer in the current syllabus. As well, ensure that the Skills content is included in the course outline. See the sample course outline for how this might be done.
	Revise the course outline to remove content that is not in the current syllabus	Please remove the Unit 3 and Unit 4 marketing content as it is no longer in the current syllabus. As well, ensure that the Skills content is included in the course outline. See the sample course outline for how this might be done.
provides an appropriate timing for the delivery of the syllabus content	Meets requirements	
provides an appropriate sequence for the delivery of the syllabus content	Meets requirements	

The assessment outline		
uses the assessment types specified in the syllabus	Revise the assessment outline using the assessment types specified in the assessment table of the current syllabus	Ensure that the Science inquiry task 4 matches the description for this task type as provided in the syllabus.
uses assessment type weightings which conform to the assessment table in the syllabus	Meets requirements	
includes an appropriate number of tasks	Meets requirements	
provides a representative sampling of the syllabus content	Revise the assessment outline to provide a representative sampling of the syllabus content	Consider reducing Unit 3 assessment and increasing Unit 4 assessment to achieve a more equitable allocation of marks across the two units.
Includes a general description of the nature of the task and a brief description of the syllabus content for each task	Revise the assessment outline to include a description of the nature of each task	For tasks 2 and 6 please provide a brief description that informs students of the nature of the task. For example, for task 2 'students are required to conduct research to develop a water management plan to improve water quality and availability and to explain how it will improve sustainability of the agricultural production system'.
indicates appropriate timing of the assessment tasks	Meets requirements	
is consistent with the course outline	Revise the course outline and/or the assessment outline to ensure consistency with the timing of each assessment task	Task 4 is scheduled for Term 2 Week 2 in the CO but Term 2 Week 4 in the AO. Please reconcile this difference.

**Action:** provide the HoLA/teacher with a copy of report DOA005 for their immediate attention. Direct them to Section 4: Actioning reports.

Note: the amended documents should not be uploaded to SIRS2 but must be made available to students.

## Section 4: Actioning reports

The school coordinator will provide a copy of the report DOA005 – School Report Detailed for the relevant course to the teacher/HoLA.

Where actions are required, these must be addressed as soon as possible, and access to modified/new documents provided to students.

Teachers should discuss the report with the relevant HoLA and review the documents against the report provided by the school coordinator.

Note: if the teacher is unable to identify the required action from the report DOA005, contact with the Authority’s Principal Consultant for the course should only be made by the HoLA (see Appendix 1).

The table below provides explanatory notes for each of the options indicated in the detailed school report. Use the table to inform amendments to the documents.

### Course outline

Options	Explanatory notes
<ul style="list-style-type: none"> <li>revise the course outline using the current syllabus</li> <li>revise the course outline to remove content that is not in the current syllabus</li> <li>revise the course outline to include all content from the current syllabus</li> </ul>	<p>Check the course page on the Authority website to ensure that you:</p> <ul style="list-style-type: none"> <li>are using the current syllabus</li> <li>have included all topics in the syllabus content</li> <li>have included all strands from the syllabus</li> <li>have not included content from a superseded course</li> <li>have not included content from a textbook that is not in the syllabus.</li> </ul>
<ul style="list-style-type: none"> <li>revise the course outline to provide an appropriate timing of delivery of the syllabus content</li> </ul>	<p>Check the course outline to ensure that:</p> <ul style="list-style-type: none"> <li>there is not too much/too little time spent on a particular section of the course.</li> </ul>
<ul style="list-style-type: none"> <li>revise the course outline to provide an appropriate sequence of delivery of the syllabus content</li> </ul>	<p>Check the course outline to ensure that:</p> <ul style="list-style-type: none"> <li>content is not taught out of sequence</li> <li>the relevant content is taught before the assessments are administered</li> <li>if the Authority sample has been used, it is customised to reflect the school context and the student cohort.</li> </ul>

## Assessment outline

Refer to the assessment pages of the syllabus, including the assessment table and information below the table, to check for errors in the assessment outline.

Options	Explanatory notes
<ul style="list-style-type: none"> <li>revise the assessment outline using the assessment types specified in the assessment table of the current syllabus</li> </ul>	<p>Ensure that:</p> <ul style="list-style-type: none"> <li>all assessment types are included</li> <li>assessment types match those in the syllabus</li> <li>assessment types have not been combined</li> <li>the correct title for each assessment type is used</li> <li>the task/s reflect the description of the assessment type in the syllabus.</li> </ul>
<ul style="list-style-type: none"> <li>revise the assessment outline to meet the assessment type weightings specified in the assessment table of the current syllabus</li> <li>revise the assessment outline to ensure assessment task weightings add up to the assessment type weighting in the current syllabus</li> <li>revise the assessment outline to ensure assessment type weightings add up to 100</li> <li>revise the assessment outline to ensure assessment task weightings add up to 100</li> <li>revise the assessment outline to ensure all assessment task weightings are a minimum of 5%*</li> </ul>	<p>Ensure that:</p> <ul style="list-style-type: none"> <li>assessment task weightings are included</li> <li>assessment type weightings are included</li> <li>assessment type and task weightings match the assessment table in the syllabus</li> <li>assessment type and assessment task weightings add up to 100.</li> </ul>
<ul style="list-style-type: none"> <li>revise the assessment outline to ensure that the number of assessment tasks of each type meets the requirement of the current syllabus</li> <li>decrease the number of assessment tasks to avoid over-assessment</li> <li>revise the assessment outline to ensure that the total number of assessment tasks is no greater than eight*</li> </ul>	<p>Ensure that:</p> <ul style="list-style-type: none"> <li>each assessment type is assessed at least once over the year/pair of units or as specified in the syllabus</li> <li>for English, a speaking/listening assessment is included at least once for the pair of units (or once for a single unit where only one is being studied)</li> <li>special requirements for specific courses have been met</li> <li>exercise completion is not included as an assessment task</li> <li>multiple tasks/types are not covered in one assessment task.</li> </ul>

Options	Explanatory notes
<ul style="list-style-type: none"> <li>revise the assessment outline to provide a representative sampling of the syllabus content</li> <li>revise the assessment outline to remove assessment of content that is not in the current syllabus</li> </ul>	<p>Ensure that:</p> <ul style="list-style-type: none"> <li>multiple assessment tasks do not assess the same content</li> <li>all content areas are assessed</li> <li>all content assessed is in the syllabus</li> <li>syllabus content is listed (text references are not used to describe content).</li> </ul>
<ul style="list-style-type: none"> <li>revise the assessment outline to include a description of the syllabus content for each task</li> <li>revise the assessment outline to include a description of the nature of each task</li> </ul>	<p>Ensure that:</p> <ul style="list-style-type: none"> <li>syllabus content is indicated in task descriptions.</li> </ul>
<ul style="list-style-type: none"> <li>revise the assessment outline to include the timing of each assessment task (i.e. the week the task will be conducted or the start and submission date of a task)</li> </ul>	<p>Ensure that:</p> <ul style="list-style-type: none"> <li>timing for all assessments is included</li> <li>semester/term and week are specifically indicated in the assessment outline.</li> </ul>
<ul style="list-style-type: none"> <li>revise the assessment outline to ensure that the scheduling of the assessment tasks matches the content delivery in the course outline</li> <li>revise the course outline and/or the assessment outline to ensure consistency with the naming of each assessment task</li> <li>revise the course outline and/or the assessment outline to ensure consistency with the timing of each assessment task</li> <li>revise the course outline and/or the assessment outline to ensure consistency with the language used for each assessment task</li> </ul>	<p>Ensure that:</p> <ul style="list-style-type: none"> <li>timing for all assessments is included</li> <li>semester/term and week are specifically indicated in the assessment outline</li> <li>assessment tasks are administered after the relevant content has been taught</li> <li>task numbers, titles or content do not differ</li> <li>timing of assessments does not differ</li> <li>task weightings do not differ.</li> </ul>

\*Applies to Years 11 and 12 syllabuses introduced from 2022

## Summary

Situation	Action required by the school
<b>Meets requirements</b>	Nil
<p><b>One or more criteria are not met for a particular course</b></p> <p>The actions required are listed next to each criterion that has not been met.</p>	<ul style="list-style-type: none"> <li>Oversee the required amendments to the document or, in some cases, create a new document.</li> <li>Provide the students with access to the amended document.</li> <li>Explain to the students that amendments have been made to the previous document.</li> </ul>

## Appendix 1: Principal Consultant contacts

### ARTS

Course	Principal Consultant	Phone	Email
Year 12 Dance ATAR	Clair Lang	9273 6720	<a href="mailto:Clair.Lang@scsa.wa.edu.au">Clair.Lang@scsa.wa.edu.au</a>
Year 11 Media Production and Analysis General	Gemma Wright	9273 6783	<a href="mailto:Gemma.Wright@scsa.wa.edu.au">Gemma.Wright@scsa.wa.edu.au</a>

### HUMANITIES AND SOCIAL SCIENCES

Course	Principal Consultant	Phone	Email
Aboriginal and Intercultural Studies ATAR Year 12	Carolyn Fleischer	9273 6735	<a href="mailto:Carolyn.Fleischer@scsa.wa.edu.au">Carolyn.Fleischer@scsa.wa.edu.au</a>
Careers and Employability General Year 12	Maxwell Leech	9273 6740	<a href="mailto:Max.Leech@scsa.wa.edu.au">Max.Leech@scsa.wa.edu.au</a>
Humanities and Social Sciences in Action General Year 12	Meredith Beaton	9273 6779	<a href="mailto:Meredith.Beaton@scsa.wa.edu.au">Meredith.Beaton@scsa.wa.edu.au</a>

### SCIENCE

Course	Principal Consultant	Phone	Email
Physics ATAR Year 12	Ian Wilson	9273 6788	<a href="mailto:Ian.Wilson@scsa.wa.edu.au">Ian.Wilson@scsa.wa.edu.au</a>



