



**School Curriculum  
and Standards  
Authority**

# Data Procedures Manual 2026

## **Section 13:** Reports

### Contents

- [Reports available to schools](#)
- [Examples of reports available to schools](#)

Note: screenshots are for illustration purposes only and may show a date prior to 2026.

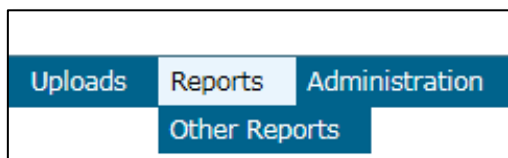
## 13.1 Reports available to schools

Schools can generate a number of reports from SIRS using the data they have uploaded, including reports on:

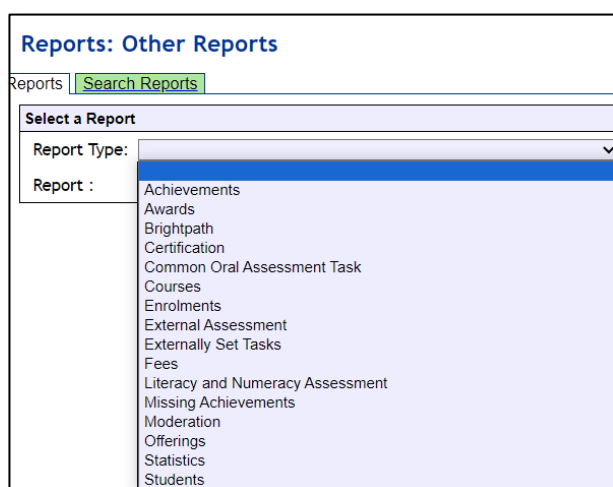
- achievements
- awards
- Brightpath
- certification
- common oral assessment task
- courses
- enrolments
- external assessment
- externally set tasks
- fees
- Online Literacy and Numeracy Assessment
- missing achievements
- moderation
- offerings
- school-based practical external assessment
- statistics
- students.

### 13.1.1 Generating reports



1. In the blue horizontal navigation bar, hover over the **Reports** tab (see screenshot below).
2. Click on **Other Reports**.



3. Select the **Report Type** from the drop-down list (see screenshot below).



The criterion fields displayed depend on the report type you have selected:

- Leaving a field blank indicates you want all items to be included in the report.
  - Selecting a criterion indicates only those items that match will be included.
4. Report fields: click on the **List** symbol  and select the required item.
  5. Browse fields: click on the **Choose File** symbol  to search for and select the required item.
  6. Check box fields: click on the check box  to activate a required field (indicated when the tick appears).
  7. Click on the **Radio** button  PDF  CSV of the format you require the report to be created in (.PDF or .CSV).

Note: not all reports have the .CSV option available.

If a field has a red asterisk next to it , you are required to enter information.

8. Click on the **Generate Report** button. You will see a prompt to open or save your report.
9. Click on the **Open** button.
10. **Save** the document.

Note: if you are generating large reports or need to continue working in SIRS, it is recommended that you tick the **Run Report As Batch** check box (see screenshot below). This will generate a report that will be sent to your inbox once complete.

### Reports: Other Reports

Reports [Search Reports](#)

**Select a Report**

Report Type:

Report :  Format :  PDF  CSV

**Report Criteria**

Provider :

Year :

Academic Year :

Run Report As Batch :

**Report Comment**

This report lists students by class.

## 13.1.2 List of reports available to schools

### 13.1.2.1 Achievements

#### CSE005 – VET unit of competency achievement by provider

This report lists each student with their unit of competency results and achievements, grouped by academic year.

#### CSE006 – Student endorsed program achievement by provider

This report lists each student with their endorsed program results and achievements, grouped by academic year.

**CSE007 – VET qualifications achieved**

This report lists each student with their VET qualification results and achievements, grouped by academic year.

**CSE019 – Student achievement by provider**

This report lists each student with their results and achievements, grouped by academic year and enrolment type.

**CSE043 – Course achievement by course units**

This report lists the students in each course unit with their achievements. Course units are sorted by unit code and semester.

**CSE176 – RTO verification report – UoC**

This report is available for schools to generate a spreadsheet that will initially verify student enrolments in units of competency with a nominated RTO. Once results and achievements have been uploaded, it will also show all results with a nominated RTO. It can negate the requirement for double entry for some RTOs.

**CSE177 – RTO verification report – Qualification**

This report is available for schools to generate a spreadsheet that will verify student qualifications with a nominated RTO once they have been uploaded into SIRS. It can negate the requirement for double entry for some RTOs.

**CSE192 – VET industry specific course requirement met report**

This report lists students who have or have not met VET industry specific course requirements from the current year.

**CSE196 – VET industry specific course unit of competency report**

This report lists the units of competency linked to VET industry specific course units that have been achieved or not achieved from the current year.

**CSE206 – VETIS WPL requirement not met**

This report lists the students who are enrolled in a VET industry specific course and have not met the ADWPL requirement.

**CSE215 – Year 12 student VET achievement detailed summary**

**CSE233 – Skill sets achieved**

This report lists each student with their VET skill set achievements grouped by academic year.

**CSE242 – Skill set unit of competency achievement by provider**

This report lists each student with their unit of competency results and achievements for skill sets, grouped by academic year.

**GRD015 – Course achievement ranking by provider for examination candidates** (report is under Moderation in SIRS)

This report lists students enrolled to sit the external examination in each ATAR course unit, ranked by their achievements and will detail any discrepancies in ranking.

### 13.1.2.2 Awards

#### **AWD007 – Exhibition and award notification – Exhibitions only**

This report lists those students from your school who have received an award under the Exhibitions and Awards policy and guidelines existing at the time.

#### **AWD027 – VET award eligibility report**

This report lists those students from your school whose enrolment currently meets the minimum eligibility criteria to allow them to be nominated for an award in the specified industry area.

#### **AWD032 – VET award student summary details**

This report lists student summary details for a student nominated for a VET award.

### 13.1.2.3 Brightpath

#### **CSE214 – Brightpath teacher registration**

### 13.1.2.4 Certification

#### **CSE015 – WACE eligibility – students not achieving WACE**

This report lists all Year 12 students, enrolled with the Authority, who will not achieve a WACE based on achievements in SIRS to date.

#### **CSE070 – Student not achieving WACE report**

This report lists the student summary details for those students who have not achieved a WACE.

#### **CSE078 – Confirmation of students' results**

This report indicates the number of full-time Year 12 students eligible to receive a WACE and the number of these students who will receive a WACE after acceptance of achievements by the Authority. It also lists the names of the students who will not receive a WACE. Seven criteria are shown for each student with a Yes/No status to indicate if that criterion has been met.

#### **CSE136 – Students with credit for Year 11 studies by provider**

This report lists students who have been given a credit for Year 11 studies based on overseas or interstate enrolment, through training or another source of studies.

#### **CSE201 – Year 12 students with VET enrolments – VET USI status**

This report lists Year 12 students who are enrolled in at least one VET unit of competency in the current year and their status to achieve the WACE based on achievements in SIRS to date.

### 13.1.2.5 Common oral assessment task

#### **COT001 – COAT achievements by class**

This report lists, for each Year 12 class, students' raw COAT marks.

#### **COT002 – COAT with missing results**

This report lists each student who has a missing raw COAT mark. COAT marks must be uploaded for these students into SIRS. For students who were absent, enter ABS in the absent flag column and upload the file again.

#### **COT005 – COAT with missing uploads**

This report lists each student who has a missing COAT file upload.

#### **COT007 – COAT school mark vs reviewer mark**

This report lists the school and the reviewer mark for each selected script, the mean of the school marks and the mean of the reviewer marks, and the differences between the two mean values by each class.

#### **CSE232 – EAL/D COAT WASN** (report is under Students in SIRS)

This report shows each EAL/D COAT student WASN for the selected provider on each page.

### 13.1.2.6 Courses

#### **CSE084 – VET qualifications**

This report lists VET qualifications for a given year.

#### **CSE096 – Units of competency linked to VET qualifications**

This report lists units of competency linked to VET qualifications for a given year.

### 13.1.2.7 Enrolments

#### **CSE002 – Student enrolment by provider**

This report lists student enrolments in course units, courses, endorsed programs and units of competency, and identifies those students studying at other providers. It also includes a list of students who have been given a credit for Year 11 studies based on overseas or interstate enrolment, through training or another source of studies.

#### **CSE013 – Student examination enrolment by courses**

This report lists each ATAR course with an alphabetical list of all students who are enrolled to sit the external examination.

#### **CSE028 – Student course enrolment by provider**

This report lists student enrolments in course units and identifies those students studying course units at other providers. It also includes a list of students who have been given a credit for Year 11 studies based on overseas or interstate enrolment, through training or another source of studies.

#### **CSE029 – Student VET UoC enrolment by provider**

This report lists student enrolments in units of competency and identifies those students studying units of competency at other providers. Enrolments are grouped by qualification, then student.

#### **CSE030 – Student endorsed program enrolment by provider**

This report lists student enrolments in endorsed programs and identifies those students studying endorsed programs at other providers.

#### **CSE032 – Total number of students enrolled**

This report lists the number of students enrolled in each course, course unit, VET, endorsed program and qualification.

#### **CSE036 – Course unit enrolment count**

This report lists the number of students enrolled in course units that match the specified year, provider and academic year.

#### **CSE040 – Course unit student listings**

This report lists course units and students enrolled in each course unit.

**CSE059 – Verification of student details**

This report shows students' personal details, course unit enrolments, VET enrolments and endorsed program enrolments. This report may take a long time to generate depending on the number of students at your school. If you are a large school, it is advisable to filter the report by academic year. The report can also be run for an individual student.

**CSE129 – Course unit enrolment for provider**

This report lists the number of students enrolled in course units that match the specified year, provider, sector and academic year.

**CSE134 – Course unit enrolment count by course**

This report lists the number of students enrolled in course units that match the specified year, provider and academic year, grouped by course.

**CSE144 – Check enrolments versus second language eligibility**

This report lists the students enrolled in second language courses and their eligibility status.

**CSE165 – VETIS enrolments with no ENVET or ENEND**

This report lists students with VET industry specific course enrolments but no integrated ENVET and/or ENEND enrolments.

**CSE169 – Student unit repeats by provider**

This report lists students who are repeating a unit at a selected provider, including the grade achieved previously.

**CSE181 – VET industry specific student enrolment count by provider**

This report tallies the number of students and providers with enrolments in VET industry specific courses.

**CSE182 – VET credit transfer qualification provider and student enrolment count**

This report tallies the number of students and providers with enrolments in VET credit transfer arrangements.

**CSE183 – VET qualification integrated into course provider and student enrolment count**

This report tallies the number of students and providers with enrolments in VET integrated into courses.

**CSE188 – Foundation course eligibility report**

This report lists all students who are not eligible but enrolled in a Foundation course unit.

**CSE193 – VET qualification estimates**

This report lists each student with their VET qualification estimates grouped by academic year.

**CSE194 – VET industry specific course enrolment by provider report**

This report lists the details of students enrolled in a VET industry specific course by school provider.

**CSE195 – VET USI report**

This report lists all students who have a VET enrolment or achievement in SIRS and whether they have provided a VET USI or not.

**CSE197 – Check enrolments versus ELD eligibility**

This report lists students who have had eligibility approved and have been enrolled in English as an Additional Language or Dialect.

## Section 13: Reports

### **CSE198 – ELD eligibility report**

This report lists the English as an Additional Language or Dialect eligibility status of students.

### **CSE208 – Language course application status**

This report shows the language course application status for students who have submitted language applications that have been finalised.

### **CSE226 – Student VET qualification enrolment by provider**

This report lists student numbers enrolled for qualifications at providers.

### **CSE229 – SRMS language course application status**

This report lists the language course application status in the SRMS.

### **CSE236 – VET credit transfer skill set provider and student enrolment count**

This report lists student and provider numbers enrolled in Y10, Y11 and Y12 for skill sets.

### **CSE238 – Student VET skill set enrolment by provider**

This report lists student numbers enrolled in skill sets at providers.

## 13.1.2.8 External assessment

### **CSE063 – Published personalised examination timetable**

This report enables a provider to reprint a written examination timetable for an individual student, or all students at the school, and includes important information relating to sitting the examination.

### **CSE065 – Background candidate by course**

This report lists courses/subjects that have background criteria and the background status of students.

### **CSE155 – Student results – examinations with criterion marking**

This report lists the marks obtained by students for each criterion in examinations with criterion marking.

### **CSE175 – Published practical examination timetable**

This report enables a provider to reprint a practical examination timetable for an individual student, or all students at the school.

### **CSE204 – Physical Education Studies practical examination sport and skill selection**

Note: only sport and skill selection forms that have been returned and processed will appear on this report.

### **CSE207 – Published equitable access adjustments notifications**

### **CSE209 – Equitable access adjustments by provider**

### **CSE223 – Timetable allocation by provider**

### **EXM004 – Providers allocated to each assessment centre by examination**

### **EXM004A – Provider's students allocated to each assessment centre by examination**

### **EXM017 – Examination room allocation**

### **EXM019 – Examination centre candidate allocation**

### **EXM097 – Equitable access adjustments with accommodation considerations**

### 13.1.2.9 Externally set tasks

#### **EST001 – EST marks by student**

This report lists students' EST raw marks and percentages as marked by the school for each Year 12 General and/or Foundation course.

#### **EST003 – ESTs missing results**

This report lists each student who has a missing raw EST mark. EST marks must be uploaded for these students into SIRS. For students who were absent, enter ABS and upload the file again.

#### **EST004 – EST selected scripts status**

This report identifies the scripts to be uploaded/sent to the Authority. It identifies when a script has been uploaded and lists the raw EST mark.

#### **EST005 – EST missing selected scripts**

This report identifies if any scripts are missing from the requested scripts.

#### **EST010 – Mean school mark vs mean reviewer mark**

This report provides a graphical comparison of mean EST marks (by school and by reviewer) in a school in relation to the statewide EST marks mean (by school and by reviewer) distribution. Each school is shown as a dot with the horizontal axis being the mean reviewer mark and the vertical axis being the mean school mark.

#### **EST011 – School mark vs reviewer mark**

This report lists the school and the reviewer mark for each selected script, the mean of the school marks and the mean of the reviewer marks, and the differences between the two mean values by each class as well as by school and EST course.

#### **EST013 – EST marks comparison (school vs reviewer)**

This report lists by class, the EST school mark submitted for each student and the reviewer mark for selected scripts.

#### **EST014 – EST school marks frequency**

This report shows the frequency distribution of EST school marks in comparison with the statewide EST school marks distribution by each EST course, with selected students and not selected students to be externally marked being identified.

#### **EST017 – EST mark breakdown by provider**

This report shows a breakdown of reviewer marks by question for each selected student in each EST.

#### **EST018 – EST percentage school marks and grades**

This report is a visual representation of EST school marks and grades relative to the statewide marks distribution, with selected students and not selected students to be externally marked being identified. Note: this report is only available after final grades have been approved.

#### **EST021 – EST school mark vs reviewer mark by student (graph)**

This report provides a graphical comparison of EST marks (by school and by reviewer) for each selected script by class. Each student is shown as a dot on the graph and students with the difference between the school mark and the reviewer mark outside the 10% range are identified.

### 13.1.2.10 Fees

#### **CSE017 – Fees received for non-school candidates**

This report lists the course code, course and fee paid for each non-school candidate enrolment. The report is generated by a candidate's main provider.

#### **CSE031 – Outstanding payments for full fee-paying students**

This report lists the full fee-paying students who have not paid their enrolment fees to the School Curriculum and Standards Authority.

### 13.1.2.11 Online Literacy and Numeracy Assessment

#### **LAN001 – OLNA student list**

This report lists the registered students eligible to sit the OLNA for each component. Schools may use this report for the 'Current window' or for a 'Future window'. Schools may use the 'Current window' report criteria for the purposes of attendance checks, to keep a record of all attendance and note any incidents that may occur during the OLNA session. The 'Future window' report criteria allows for schools to determine who still needs to sit the OLNA.

#### **LAN002 – OLNA student login details (only available at set times)**

This report lists the usernames and passwords of eligible students for each component. Schools are to distribute these to students on the day of the scheduled OLNA component.

#### **LAN003 – OLNA performance overview (only available at set times)**

This report lists current OLNA results in each component for individual students of the selected cohort.

#### **LAN005 – OLNA individual student diagnostics (only available at set times)**

This report includes individual diagnostics for students achieving a Category 1 or Category 2 result in the selected test round and component.

#### **LAN006 – OLNA individual student current status (only available at set times)**

This report includes current OLNA performance in each component for individual students. It also lists the requirement for individual students who have not demonstrated the standard in at least one component to resit the assessment in the next available testing period.

#### **LAN011 – OLNA student accumulative result**

The performance progression of registered students by test component.

### 13.1.2.12 Missing achievements

#### **CSE009 – Missing achievements by provider**

This report lists students and their enrolments in course units, endorsed programs and units of competency for which no results have been submitted.

#### **CSE212 – Missing Year 12 unit achievements for non-Year 12 students by provider**

This report lists non-Year 12 students and their Year 12 course unit enrolments for which no results have been submitted.

### 13.1.2.13 Moderation

#### **GRD013 – Course unit achievement ranking by provider**

This report lists students in each course unit, ranked by their achievements and will detail any discrepancies in ranking.

#### **GRD015 – Course achievement ranking by provider for examination candidates**

This report lists students enrolled to sit the external examination in each ATAR course unit, ranked by their achievements and will detail any discrepancies in ranking.

#### **GRD021 – Proposed grade distribution feedback**

This report shows the proposed grade distribution for each unit by provider and the comment from the Principal Consultant (e.g. 'proposed distribution accepted, suggest downward movement of bottom As). It is used by schools to access feedback from the Principal Consultant on the proposed grade distribution for each unit before submitting their final results.

#### **GRD022 – Small group moderation partnerships by providers**

This report lists all the small group moderation partnerships for a selected provider. Schools are required to use this when checking registration of their partnerships. Providers can view only their own partnerships.

#### **GRD025 – Final Grade Distributions – Course Historical Data**

This report shows the grade distribution (number and percentage) by provider for a selected calendar year and a selected academic year. This is used by schools and Principal Consultants to view and/or print grade distributions for previous years.

#### **GRD028 – Providers offering courses without small group moderation partners**

This report lists small groups at your school that are not in a registered small group moderation partnership. The criterion for the number of students can be varied. The default setting is six, as the Authority's requirement is for a group to be established for each course/stage where there are fewer than six ATAR course examination candidates. A school may choose a higher number (e.g. 10) to identify courses that are close to this limit. A school may choose to establish a partnership for a group of six or more so that the students are in a large group or to allow for changing circumstances such as student transfers between courses.

#### **GRD032 – Compare examination marks vs school marks**

#### **GRD034 – Historical Grade Summary**

This report lists a historical grade distribution (number and percentage) for a provider by learning area, course, course type and unit.

#### **GRD035 – Small group moderation partnerships by providers and declaration**

### 13.1.2.14 Offerings

#### **CSE001 – Provider offering summary**

This report lists the course unit, endorsed program and VET unit of competency offerings for a provider.

#### **CSE025 – Provider offering summary for courses**

This report lists the course unit offerings and shows enrolment numbers (estimated and actual) by provider.

#### **CSE026 – Provider offering summary for VET UoC**

This report lists the VET unit of competency offerings with RTO and integration details.

#### **CSE027 – Provider offering summary for endorsed programs**

This report lists the endorsed program offerings.

#### **CSE050 – Course offering/enrolment summary for providers**

This report compares the number of expected students in a given course to the number of students actually enrolled.

### 13.1.2.15 School-based practical external assessment

Note: for more information, please access the [School-based practical external assessment \(SPEA\) 2026 SIRS user guide on the Authority website](https://www.scsa.wa.edu.au/publications/data-procedures-manual) (<https://www.scsa.wa.edu.au/publications/data-procedures-manual>).

### 13.1.2.16 Statistics

#### **STS009 – Year 12 state statistics**

This report lists a set of predefined statistics for the state.

#### **STS009 – Year 12 state statistics part 2**

This report lists a set of predefined statistics for the state from 2016 onwards.

#### **STS010 – Year 12 provider statistics**

This report lists a set of predefined statistics for the selected provider.

#### **STS010 – Year 12 provider statistics part 2**

This report lists a set of predefined statistics for the selected provider from 2016 onwards.

#### **STS022 – Year 12 ATAR course school statistics**

This report provides summary statistics of grades and marks/scores for the school and state, and students' marks in each Year 12 ATAR course. The marks/scores include examination marks, school marks, moderated school marks, combined marks and the combined scores.

#### **STS028 – School grade distribution against state grade distribution**

This report provides a graphical presentation of the school grade distribution for a course with reference to either the moderated school mark distribution or the ATAR course examination mark distribution. For comparative purposes, the report also provides the state grade distribution against the moderated school marks or the ATAR course examination marks.

#### **STS029 – ATAR course marks distributions**

This report provides a graphical presentation of various distributions of marks/scores achieved by students enrolled in a Year 12 ATAR course at the school. The marks/scores include school marks, examination marks, moderated school assessments and combined scores.

#### **STS032 – English and maths statistics**

This report lists English and mathematics results statistics for the school/state.

#### **STS036 – Statistical moderation and concurrent validity of school assessments**

This report provides a graphical comparison of your school's marks moderation in relation to statewide school marks moderation. Your school is shown as a blue dot. Other schools are shown by solid green, solid red or hollow red dots.

**STS037 – Year 12 ATAR course student achievements (non-Year 12 students)**

This report provides results of non-Year 12 students from your school who sat a Year 12 ATAR course examination.

**MF01, MF02 and MF03 – Detailed written examination feedback (Maximising feedback)**

These reports provide summary and individual marks awarded to students' responses to each of the questions in the ATAR course examination for a selected ATAR course for the school.

MF01 is provided for all ATAR courses. The report shows the raw marks for each student for each written, open-ended response item. This can be used to identify strengths and weaknesses across the examination candidates from your school. It also shows the choices that your students made where options were available to them. Part 2 of the report shows a summary of data for each question, including the:

- mean (school and state)
- standard deviation (school and state).

MF02 is provided for those ATAR courses that include multiple-choice questions. Part 1 of the report provides the school and state mean and standard deviation for the multiple-choice questions. Part 2 is a distractor analysis for all candidates (the state) which provides for each question: the correct answer, the percentage of all candidates who answered correctly and the number of candidates who selected each distractor. Part 3 is the distractor analysis for the school, showing the number of students selecting each alternative (A, B, C, D) and the percentage who selected the correct answer. Part 4 is a school diagnostic profile which compares the school data to the data for all candidates and identifies questions where the school performance indicates relative strengths or weaknesses. Part 5 is a student-item response table. Part 6 is a statewide distribution of scores which shows the number and percentage of the candidates achieving each possible score.

MF03 is provided for those ATAR courses with a practical examination. Page 1 of this report shows the marks for each criterion and the total practical examination mark for each candidate at the school. Page 2 shows a summary of data for each criterion, including the:

- mean (school and state)
- standard deviation (school and state).

Note: the information on individual students is confidential and must not be released to a third party without permission of the student concerned.

**13.1.2.17 Students****CSE011 – Student listing by provider**

This report lists students by provider in alphabetical order along with their Aboriginal and/or Torres Strait Islander status, date of birth, postal address and contact telephone numbers.

**CSE012 – Student summary details**

This report will return a student summary listing all enrolments and results for a nominated student.

**CSE055 – Indigenous student listing by provider**

This report lists the students at your provider who have been identified as Aboriginal and/or Torres Strait Islander, or their status has not been stated.

### CSE058 – Student declaration and permission

This report lists the student choices for release of information for awards and examinations responses.

### CSE077 – Student summary details by provider

This report will generate the student summary details for all students in a given academic year. This report will automatically be sent to your inbox when complete, as it can take some time to generate.

### CSE091 – Student community service completion by provider

This report will return a list of students and the number of community service hours they have completed, as reported by the school.

### CSE097 – Student certificate listing by provider

This report lists students by provider, detailing the name that will appear on their WACE as well as their date of birth, postal address and contact telephone numbers.

### CSE106 – Number of Indigenous students registered summary by provider

This report lists the number of students in each academic year by the following: Aboriginal, Torres Strait Islander, Aboriginal and Torres Strait Islander, Neither or Not Stated.

### CSE203 – Number of students registered by provider

This report lists the number of students registered in each academic year by provider code.

### CSE211 – Student listing by class

This report lists students by class.

### CSE232 – EAL/D COAT WASN

This report shows each EAL/D COAT student WASN for the selected provider on each page.

## 13.2 Examples of reports available to schools

### 13.2.1 Achievements

#### CSE007 – VET qualifications achieved

This report lists each student with their VET qualification results and achievements, grouped by academic year (see example below).

CSE007 School Curriculum and Standards Authority Time 12:25:38 Date 04/07/25  
**VET Qualifications Achieved** Page 1 of 1  
**Year 12, 2025**

Provider	AQF Level	VET Qualification	Registered Training Organisation	Traineeship
Government Schools	1000: SCSA SIRS Training School			
Year 12				
31049691 Mahogany, Bryony	Certificate II	52893WA: Certificate II in Building and Construction (Pathway - Trades)	52787: South Metropolitan TAFE	No
31884259 Periwinkle, Dahlia	Certificate II	52893WA: Certificate II in Building and Construction (Pathway - Trades)	52787: South Metropolitan TAFE	No
31600281 White, Elm	Certificate II	52893WA: Certificate II in Building and Construction (Pathway - Trades)	52787: South Metropolitan TAFE	No

**CSE019 – Student achievement by provider**

This report lists each student with their results and achievements, grouped by academic year and enrolment type (see example below).

CSE019

School Curriculum and Standards Authority

Time 12:29:33

Date 04/07/25

**Student Achievement**

Page 1 of 6

**All Students, 2025****Course Unit Achievement**

		Semester	Unit	Practical Mark	Written Mark	Grade
1000: SCSA SIRS Training School Year 12						
31049691	Mahogany, Bryony	Full Year	ATAIT		88.00	B
		Full Year	GTCAE		70.00	C
		Full Year	ATECO		81.00	B
		Full Year	GTFST		77.00	C
		Full Year	ATHEA		72.00	C
		Total units count = 10				
31884259	Periwinkle, Dahlia	Full Year	GTAIT		70.00	B
		Full Year	ATDAN	68.00	68.00	B
		Full Year	ATENG		65.00	C
		Full Year	ATGEO		85.00	A
		Full Year	GTHIA		72.00	B
		Total units count = 10				

## 13.2.2 Enrolments

**CSE002 – Student enrolment by provider**

This report lists student enrolments in course units, courses, endorsed programs and units of competency, and identifies those students studying at other providers. It also includes a list of students who have been given a credit for Year 11 studies based on overseas or interstate enrolment, through training or another source of studies (see example below).

CSE002

School Curriculum and Standards Authority

Time 10:41:00

Date 03/07/25

**Student Enrolment by Provider**

Page 1 of 11

**all students, 2025****1000: SCSA SIRS Training School ()****Student enrolments at your provider by course unit**

	AcYr	Sem	Units Enrolled At Your School		Units Enrolled At Your School	
			Sem	Units Enrolled At Your School	Sem	Units Enrolled At Your School
31074658 Burgandy, Holly	11	Full Year	AECHE		Full Year	AEPHY
31702536 Charcoal, Aster	12	Full Year	ATCHE		Full Year	ATDES
		Full Year	GTBME		Full Year	ATHBY
31251365 Indigo, Ren	11	Full Year	AEBY		Full Year	AEMAM
31049691 Mahogany, Bryony	12	Full Year	ATAIT		Full Year	ATECO
		Full Year	GTCAE		Full Year	GTFST
31625473 Orange, Basil	11	Full Year	AEECO		Full Year	AEENG
31884259 Periwinkle, Dahlia	12	Full Year	ATDAN		Full Year	ATENG
		Full Year	GTAIT		Full Year	GTHIA
31568413 Pink, Poppy	11	Full Year	AEHIM		Full Year	AEMAS
31392404 Silver, Calix	12	Full Year	ATBLY		Full Year	ATCFL
		Full Year	GTENG		Full Year	GTDAN

**CSE013 – Student examination enrolment by courses**

This report lists each ATAR course with an alphabetical list of all students who are enrolled to sit the external examination (see example below).

CSE013 School Curriculum and Standards Authority Time 10:43:19 Date 03/07/25

**Student Examination Enrolment by Courses**

Page 1 of 1

**for all students, 2025**

Provider	Course	Student No	Student Name
1000 : SCSA SIRS Training School			
	<b>ACF : Accounting and Finance</b>	31600281	White, Elm
		Total Student enrolments for Course: 1	
	<b>AIT : Applied Information Technology</b>	31049691	Mahogany, Bryony
		Total Student enrolments for Course: 1	
	<b>BLY : Biology</b>	31392404	Silver, Calix
		Total Student enrolments for Course: 1	
	<b>CAE : Career and Enterprise</b>	31600281	White, Elm
		Total Student enrolments for Course: 1	

**CSE040 – Course unit student listings**

This report lists course units and students enrolled in each course unit (see example below).

CSE040 School Curriculum and Standards Authority Time 11:03:48 Date 03/07/25

**All Year - 2025 Course Unit Student Listings**

Page 29 of 32

Provider: 1000: SCSA SIRS Training School

Academic Year: Y12

CourseUnit: GTENG

Semester: Full Year

Student No	Student Name	Student No	Student Name	Student No	Student Name
31049691	Mahogany Bryony				
31392404	Silver Calix				
31600281	White Elm				
<b>Total number of students in Academic Year Y12: 3</b>					

**CSE059 – Verification of student details**

This report shows students' personal details, course unit enrolments, VET enrolments and endorsed program enrolments. This report may take a long time to generate depending on the number of students at your school. If you are a large school, it is advisable to filter the report by academic year. The report can also be run for an individual student (see example below).

CSE059

School Curriculum and Standards Authority

Time 10:47:48

Date 03/07/25

**Verification of student details - 2025**

Page 15 of 25

**Bryony Mahogany**

Below are the details held by the School Curriculum and Standards Authority regarding Bryony Mahogany. These details should be checked closely as they can impact on the student's post school destination selection or on the publication of their name in the newspaper should they win a School Curriculum and Standards Authority exhibition or award.

If any of the details are incorrect, the student should make the amendments on this form. Changes must be recorded on the school's database and the corrected data upload to the School Curriculum and Standards Authority's database. Fields marked with an asterisk(\*) are optional.

This form must not be returned to the School Curriculum and Standards Authority.

**Section 1: Personal details**

<b>First Name:</b>	Bryony	<b>Certificate Name:</b>	Bryony Mahogany
<b>Last Name:</b>	Mahogany	<b>School:</b>	1000: SCSA SIRS Training School
<b>Student number:</b>	31049691	<b>Year:</b>	12
<b>Date of birth:</b>	6/6/2008		
<b>Home Address:</b>	221 Jupiter Lane CANNINGTON WA 6107	<b>Telephone:</b>	Not Stated
<b>Postal Address:</b>	221 Jupiter Lane CANNINGTON WA 6107	<b>Mobile:</b>	Not Stated
<b>Indigenous status:</b>	Aboriginal	<b>Release individual awards:</b>	No
<b>Australian residency status:</b>	Resident	<b>Copyright release of exam responses:</b>	No
<b>Prior learning block credit:</b>	No	<b>Release school work:</b>	No
<b>Community service hours completed</b>	0		

**Section 2: Course unit enrolment**

Course	Unit	Semester	School
AIT	ATAIT+	Full Year	1000: SCSA SIRS Training School
ECO	ATECO+	Full Year	1000: SCSA SIRS Training School
HEA	ATHEA+	Full Year	1000: SCSA SIRS Training School
CAE	GTCAE	Full Year	1000: SCSA SIRS Training School
FST	GTFST	Full Year	1000: SCSA SIRS Training School

+ The student is enrolled to sit the course exam

++ The student has been enrolled in this course unit previously, and may already have been awarded a grade. Completed course units that are repeated do not contribute to the WACE requirements more than once.

**Section 3: VET enrolment**

Qualification	UoC	RTO	Integrated	School
---------------	-----	-----	------------	--------

**Section 4: Endorsed program enrolment**

Endorsed program	Endorsed program type	Program provider	School
------------------	-----------------------	------------------	--------

### 13.2.3 External assessment

#### CSE063 – Published personalised examination timetable

This report enables a provider to reprint a written examination timetable for an individual student, or all students at the school, and includes important information relating to sitting the examination (see example below).

ATAR course examination and examination date	Candidate status and exam time*	Examination centre
ENG: English 2/11/2024	School candidate 9:20 AM	1000: SCSA SIRS Training School
CHE: Chemistry 7/11/2024	School candidate 9:20 AM	1000: SCSA SIRS Training School
MAA: Mathematics Applications 8/11/2024	School candidate 9:20 AM	1000: SCSA SIRS Training School
HBY: Human Biology 9/11/2024	School candidate 9:20 AM	1000: SCSA SIRS Training School
GEO: Geography 25/11/2024	School candidate 2:00 PM	1000: SCSA SIRS Training School

\*The examination time indicates the start of the reading time. Candidates MUST plan to arrive approximately 30 minutes prior to the stated time to allow for seating and instructions.

**Candidates must ensure they have read the Year 12 Information Handbook.**

## 13.2.4 Online Literacy and Numeracy Assessment

### LAN001 – OLNA student list

This report lists the registered students eligible to sit the OLNA for each component. Schools may use the report for the 'Current window' or for a 'Future window'. Schools may use the 'Current window' report criteria for the purposes of attendance checks, to keep a record of all attendance and note any incidents that may occur during the OLNA session (see example below). The 'Future window' report criteria allows schools to determine who still needs to sit the OLNA.



Government of **Western Australia**  
School Curriculum and Standards Authority



### WACE OLNA Current Student List - Numeracy 2025

#### 1000 SCSA SIRS Training School

Student Name	Student Number	Academic Year	Adjustment	Password Generated	Achievement Category	Test Sits Left This Year
Pink, Poppy	32200705	Y11		N	(2)	1
Burgandy, Holly	31311705	Y11		N	(2)	1
Silver, Calix	33410795	Y12		N	(1)	1
Charcoal, Aster	33627362	Y12		N	NSA	2

(-) a value in bracket indicates that the student's result from the most recent window is not yet available.

#### Achievement Categories

**Category 2** - Students who have not yet demonstrated the standard i.e. proficiency in using a range of ACSF Level 3 skills in a component. These students have been identified as at risk of not demonstrating the standard and may require specific learning interventions. Individual student's feedback (LAN005) identifies some of the skills students have yet to demonstrate in this component.

**Category 1** - Students who have not demonstrated the standard i.e. proficiency in using a range of ACSF Level 3 skills in a component. These students have been identified as at risk of not demonstrating the standard and require specific learning interventions. Individual student's feedback (LAN005) identifies some of the skills students have yet to demonstrate in this component.

**Category NSA** - Students who have not sat the assessment.

## Section 13: Reports

### 13.2.5 Missing achievements

#### CSE009 – Missing achievements by provider

This report lists students and their enrolments in course units, endorsed programs and units of competency for which no results have been submitted (see example below).

CSE009 School Curriculum and Standards Authority Time 10:51:43 Date 03/07/25

#### Enrolment with Missing Result

Page 1 of 5

#### All Students, 2025

#### Course Enrolment

1000 : SCSA SIRS Training School

Semester	Unit	Unit Score	Practical Unit Score	Written Unit Score	Grade
<b>Year 11 31074658 Burgandy, Holly</b>					
Full Year	AECHE	[Score: ?]			[Grade: ?]
Full Year	AEPHY	[Score: ?]			[Grade: ?]
					Total No. of Units: 2
<b>Year 12 31702536 Charcoal, Aster</b>					
Full Year	ATCHE	[Score: ?]		[Score: ?]	[Grade: ?] (Exam enrolled)
Full Year	ATDES	[Score: ?]	[Score: ?]	[Score: ?]	[Grade: ?] (Exam enrolled)
Full Year	ATHBY	[Score: ?]		[Score: ?]	[Grade: ?] (Exam enrolled)
Full Year	GTBME	[Score: ?]			[Grade: ?]
					Total No. of Units: 4

### 13.2.6 Offerings

#### CSE001 – Provider offering summary

This report lists the course unit, endorsed program and VET unit of competency offerings for a provider (see example below).

CSE001 School Curriculum and Standards Authority Time 16:23:21 Date 04/07/25

#### Provider Offering Summary for 2025

Page 1 of 6

Course							
Provider	Course	Unit Code	Academic Year	Est. No. of Enrolments	Actual No. of Enrolments	Teacher Contact Name	Chief Moderator Name
1000 : SCSA SIRS Training School							
	ACF: Accounting and Finance	ATACF	Y12	5	1	Jennifer Omega	SCS Officer
	AIT: Applied Information Technology	ATAIT	Y12	5	1	David Beta	SCS Officer
		GTAIT	Y12	5	1	Sarah Delta	SCS Officer
	BLY: Biology	ATBLY	Y12	5	1	Jennifer Omega	SCS Officer
	BME: Business Management and Enterprise	GTBME	Y12	5	1	Brian Alpha	SCS Officer

## 13.2.7 Students

**CSE011 – Student listing by provider**

This report lists students by provider in alphabetical order along with their Aboriginal and/or Torres Strait Islander status, date of birth, postal address and contact telephone numbers (see example below).

CSE011

School Curriculum and Standards Authority

**Student Listing By Provider, Year 12, 2025**

Provider	Student No	Title	Surname	First Name	Gender	Indigenous	DOB	Address
<b>1000: SCSA SIRS Training School</b>								
<b>Year 12</b>								
	31702536		Charcoal	Aster	F	Aboriginal	03/11/2007	Postal: 615, sapphire way, CANNINGTON WA 6107 Home: 615, sapphire way, CANNINGTON WA 6107
	31049691		Mahogany	Bryony	F	Aboriginal	06/06/2008	Postal: 221, Jupiter Lane, CANNINGTON WA 6107 Home: 221, Jupiter Lane, CANNINGTON WA 6107
	31884259		Periwinkle	Dahlia	F	Aboriginal	18/03/2008	Postal: 18, Candyfloss Way, CANNINGTON WA 6107 Home: 18, Candyfloss Way, CANNINGTON WA 6107
	31392404		Silver	Calix	M		23/11/2007	Postal: 758, rainbow place, CANNINGTON WA 6107 Home: 758, rainbow place, CANNINGTON WA 6107

**CSE077 – Student summary details by provider**

This report will generate the student summary details for all students in a given academic year. This report will automatically be sent to your inbox when complete, as it can take some time to generate (see examples below).

CSE077

School Curriculum and Standards Authority

Time 08:40:13

Date 07/07/25

**Student Summary Details for Year 12 in 2025**

Page 1 of 18

**Student details**

Student number: 31702536  
 Student name: Aster Charcoal  
 Date of birth: 03/11/2007  
 Certificate name: Aster Charcoal  
 Gender: Female  
 Address: 615, sapphire way, CANNINGTON WA 6107  
 Status: Current  
 Current provider: 1000: SCSA SIRS Training School  
 VET USI: Supplied  
 Prior learning block credit: No  
 Number of community service hours: 0

**Main Providers**

Year	AcYr	Provider	Status
2025	12	1000: SCSA SIRS Training School	Current

WACE status ++		Breadth and depth			
WACE achieved	N	Breadth and depth requirement met			
Minimum requirement:		N			
Completion of 4 or more Year 12 ATAR courses	N	Y11	Y12	Total	
Completion of 5 or more Year 12 General courses or combination+	N	0	0	0	
Achieved a Certificate II VET qualification or higher	N	0	0	0	
Minimum requirement met	No	0	0	0	
Standards		Completion of at least four units from an English course $\Delta$			
C grade requirement met	N	List A	0	0	
C grade or equivalent distribution		List B	0	0	
Course units	Y11 Y12	* A maximum of 8 unit equivalents (4 Year 11 and 4 Year 12) can be substituted by VET qualifications or a combination of VET and Endorsed Programs with a maximum of 4 unit equivalents from Endorsed Programs (2 Year 11 and 2 Year 12).			
Unit equivalents	0 0	^ These unit equivalents will be allocated to either Year 11 or Year 12 or both Years 11 and 12 as required.			
6 C grades or equivalent in Y12	N	$\Delta$ These must be post-Year 10 and include at least one pair of Year 12 units from an English course.			
Literacy and numeracy		Summary of course unit enrolments - 2025			
Reading standard	N	Courses	Y11	Y12	Total
Writing standard	N	ATAR	0	8	8
Numeracy standard	N	General	0	2	2
Literacy met	N	VET industry specific	0	0	0
Numeracy met	N	Foundation	0	0	0
		Preliminary #	0	0	0
		# Preliminary units do not contribute towards the WACE requirements but are reported on the WASSA.			

\* At least five Year 12 General courses (or a combination of General and up to three Year 12 ATAR courses or equivalent from endorsed programs). Please note that achievements in endorsed programs must have been uploaded for unit equivalents to be included.

\*\* A student who is enrolled in an ATAR course (Units 3 and 4) is required to sit the ATAR course examination/s. If a student does not sit an ATAR course examination and does not have an approved sickness/misadventure application, this status may change.

This report is valid from 2016 only

# Section 13: Reports

CSE077

School Curriculum and Standards Authority

Time 08:40:13

Date 07/07/25

## Student Summary Details for Year 12 in 2025

Page 2 of 18

Courses																	
Year	AcYr	Course	Prv Code	Stage	Exam Type	School Assessment	Moderated School Assessment	Standardised Moderated School Assessment	Raw Exam Mark	Adjusted Exam Mark	Standardised Exam Mark	Component Comb. Mark	Course Comb. Mark	WACE Course Score	Anom Perfor	Sick Flag	Award Flag
2025	Y12	CHE: Chemistry	1000		Written	Not Available											
2025	Y12	DES: Design	1000		Written	Not Available											
					Practical	Not Available											
2025	Y12	ENG: English	1000		Written	Not Available											
2025	Y12	HBY: Human Biology	1000		Written	Not Available											

Course Units										
Year	AcYr	Semester	List	Course	Course Unit	Qualification	Examination Status	Provider	Status	Result
2025	12	Full Year	A	BME	GTBME			1000: SCSA SIRS Training School	Current	
2025	12	Full Year	B	CHE	ATCHE			1000: SCSA SIRS Training School	Current	
2025	12	Full Year	B	DES	ATDES			1000: SCSA SIRS Training School	Current	
2025	12	Full Year	A	ENG	ATENG			1000: SCSA SIRS Training School	Current	
2025	12	Full Year	B	HBY	ATHBY			1000: SCSA SIRS Training School	Current	

(\* course unit has been achieved previously. NEC = Non-examination candidate)

VET Units Of Competency for Qualifications									
Qualification	Year	AcYr	UoC	RTO	Integrated	Provider	Status	Result	Nominal Hours
(* UoC has been achieved previously. # UoC has been treated as credit transfer. ^ UoC has been achieved as VET Integrated.)									
(! VET USI not supplied. This unit will not contribute towards meeting the WACE requirements and will not be listed on the statement of results. ~ This unit will not contribute towards the WACE and will not be printed on the WASSA.)									

This report is valid from 2016 only